



Main

Range	TeSys
Product name	TeSys LT
Product or component type	Electronic over current relay
Device short name	LT47
Device application	Protection
Relay application	Locked rotor, mechanical jamming $I > 3 \times I_{\text{setting}}$ Overload $I_{\text{max}} > I_{\text{setting}}$ Sensitivity to phase failure
[Us] rated supply voltage	24 V AC 24 V DC
Thermal protection adjustment range	0.5...6 A
[Ui] rated insulation voltage	Power circuit: 600 V AC conforming to CSA Power circuit: 600 V AC conforming to UL Power circuit: 690 V AC conforming to IEC 60947-4-1

Complementary

Network frequency	50...60 Hz
Mounting support	Rail
Tripping threshold	0.5...5 A
Electromagnetic compatibility	Resistance to electrostatic discharge: 8 kV in open air conforming to IEC 61000-4-2 Resistance to electrostatic discharge: 6 kV in direct mode conforming to IEC 61000-4-2 Conducted emission: class A conforming to EN 55011 Immunity to electromagnetic interference: 10 V/m conforming to IEC 61000-4-3 Immunity to fast transients: 2 kV conforming to IEC 61000-4-4 Surge withstand: 6 kV conforming to IEC 61000-4-5 Conducted HF disturbances: 10 V conforming to IEC 61000-4-6
Auxiliary contact composition	1 NO + 1 NC
[Ith] conventional free air thermal current	3 A for signalling circuit
Associated fuse rating	3 A gG for signalling circuit 3 A BS for signalling circuit
[Uimp] rated impulse withstand voltage	6 kV
Time range	0.5...30 s - control type D-time 0.3...10 s - control type O-time
Local signalling	1 LED (green) 1 LED (red)
Control type	Push-button: reset Electrical: reset
Connections - terminals	Signalling circuit: screw clamp terminals 1 1...2.5 mm ² - cable stiffness: flexible with cable end Signalling circuit: screw clamp terminals 1 1...2.5 mm ² - cable stiffness: flexible without cable end Signalling circuit: screw clamp terminals 2 1...2.5 mm ² - cable stiffness: flexible with cable end Signalling circuit: screw clamp terminals 2 1...2.5 mm ² - cable stiffness: flexible without cable end
Tightening torque	Signalling circuit: 1.7 N.m M3.5
Height	70.3 mm
Width	71 mm
Depth	77.2 mm
Net weight	0.192 kg

The information provided in this documentation contains general descriptions and/or technical characteristics of the performance of the products contained herein. This documentation is not intended as a substitute for and is not to be used for determining suitability or reliability of these products for specific user applications. It is the duty of any such user or integrator to perform the appropriate and complete risk analysis, evaluation and testing of the products with respect to the relevant specific application or use thereof. Neither Schneider Electric Industries SAS nor any of its affiliates or subsidiaries shall be responsible or liable for misuse of the information contained herein.






Environment

Standards	IEC 60947 IEC 60255-6
Product certifications	UL CSA
Protective treatment	TH conforming to IEC 60068
IP degree of protection	IP20 conforming to IEC 60529 IP20 conforming to VDE 0106
Ambient air temperature for operation	-25...60 °C without derating conforming to IEC 60947-4-1
Ambient air temperature for storage	-30...80 °C
Operating altitude	2000 m
Mechanical robustness	Shocks: 15 Gn for 11 ms conforming to IEC 60068-2-7 Vibrations: 4 gn conforming to IEC 60068-2-6
Dielectric strength	2 kV at 50 Hz conforming to IEC 60255-5

Packing Units

Package 1 Weight	0.193 kg
Package 1 Height	0.650 dm
Package 1 width	0.780 dm
Package 1 Length	0.850 dm

Offer Sustainability

REACH Regulation	 REACH Declaration
REACH free of SVHC	Yes
EU RoHS Directive	Compliant  EU RoHS Declaration
Mercury free	Yes
RoHS exemption information	 Yes
China RoHS Regulation	 China RoHS Declaration
Circularity Profile	 End Of Life Information
WEEE	The product must be disposed on European Union markets following specific waste collection and never end up in rubbish bins

Contractual warranty

Warranty	18 months
----------	-----------