



Main

Range	TeSys
Product name	TeSys LRD
Product or component type	Differential thermal overload relay
Device short name	LRD
Relay application	Motor protection
Product compatibility	LC1D50A LC1D65A LC1D40A
Network type	AC DC
Thermal overload class	Class 20 conforming to IEC 60947-4-1
Thermal protection adjustment range	30...40 A
[Ui] rated insulation voltage	Power circuit: 600 V conforming to CSA Power circuit: 600 V conforming to UL Power circuit: 690 V conforming to IEC 60947-4-1

Complementary

Network frequency	0...400 Hz
Mounting support	Plate, with specific accessories Rail, with specific accessories Under contactor
Tripping threshold	1.14 +/- 0.06 I _r conforming to IEC 60947-4-1
Auxiliary contact composition	1 NO + 1 NC
[I _{th}] conventional free air thermal current	5 A for signalling circuit
Permissible current	3 A at 120 V AC-15 for signalling circuit 0.22 A at 125 V DC-13 for signalling circuit
[U _e] rated operational voltage	690 V AC 0...400 Hz for power circuit conforming to IEC 60947-4-1
Associated fuse rating	4 A gG for signalling circuit 4 A BS for signalling circuit
[U _{imp}] rated impulse withstand voltage	6 kV
Phase failure sensitivity	Tripping current 130 % of I _r on two phase, the last one at 0
Control type	Red push-button: stop Blue push-button: reset
Temperature compensation	-20...60 °C
Connections - terminals	Control circuit: screw clamp terminals 2 cable(s) 1...2.5 mm ² flexible without cable end Control circuit: screw clamp terminals 2 cable(s) 1...2.5 mm ² flexible with cable end Control circuit: screw clamp terminals 2 cable(s) 1...2.5 mm ² solid without cable end Power circuit: EverLink BTR screw connectors 1 cable(s) 1...35 mm ² flexible without cable end Power circuit: EverLink BTR screw connectors 1 cable(s) 1...35 mm ² flexible with cable end Power circuit: EverLink BTR screw connectors 1 cable(s) 1...35 mm ² solid without cable end
Tightening torque	Control circuit: 1.7 N.m - on screw clamp terminals Power circuit: 5 N.m - on EverLink BTR screw connectors
Height	70 mm
Width	55 mm
Depth	123 mm
Net weight	0.375 kg

The information provided in this documentation contains general descriptions and/or technical characteristics of the products of the Schneider Electric group. It is not intended to be used as a substitute for and is not to be used for determining suitability or reliability of these products for specific user applications. It is the duty of any such user or integrator to perform the appropriate and complete risk analysis, evaluation and testing of the products with respect to the relevant specific application or use thereof. Neither Schneider Electric Industries SAS nor any of its affiliates or subsidiaries shall be responsible or liable for misuse of the information contained herein.






Environment

Protective treatment	TH conforming to IEC 60068
IP degree of protection	IP20 conforming to IEC 60529
Ambient air temperature for operation	-20...60 °C without derating conforming to IEC 60947-4-1
Ambient air temperature for storage	-60...70 °C
Flame retardance	V1 conforming to UL 94
Mechanical robustness	Shocks: 15 Gn for 11 ms conforming to IEC 60068-2-7 Vibrations: 4 gn conforming to IEC 60068-2-6
Dielectric strength	1.89 kV at 50 Hz conforming to IEC 60947-1
Standards	EN/IEC 60947-4-1 EN/IEC 60947-5-1 UL 60947-4-1 UL 60947-5-1 CSA C22.2 No 60947-4-1 CSA C22.2 No 60947-5-1 GB/T 14048.4 GB/T 14048.5
Product certifications	IEC UL CSA CCC EAC DNV-GL RMRS EU-RO MR LROS (Lloyds register of shipping)

Packing Units

Unit Type of Package 1	PCE
Number of Units in Package 1	1
Package 1 Weight	412 g
Package 1 Height	6.5 cm
Package 1 width	11 cm
Package 1 Length	14 cm

Offer Sustainability

Sustainable offer status	Green Premium product
REACH Regulation	 REACH Declaration
REACH free of SVHC	Yes
EU RoHS Directive	Compliant  EU RoHS Declaration
Toxic heavy metal free	Yes
Mercury free	Yes
RoHS exemption information	 Yes
China RoHS Regulation	 China RoHS Declaration
Environmental Disclosure	 Product Environmental Profile
Circularity Profile	 End Of Life Information

Contractual warranty

Warranty	18 months
----------	-----------