



## Main

Range compatibility	Lexium 32i
Device short name	BMI
Product or component type	Servo motor with power stage

## Complementary

Maximum mechanical speed	6000 rpm
[Us] rated supply voltage	208...480 V - 15...10 %
Supply voltage limits	208...480 V
Network number of phases	Three phase
Supply frequency	50/60 Hz - 5...5 %
Network frequency limits	47.5...63 Hz
EMC filter	Integrated
Continuous output current	4 A at 8 kHz
Output current 3s peak	12 A at 400 V for 3 s
Continuous stall current	4 A
Continuous stall torque	6 N.m at 208...480 V three phase
Peak stall torque	14 N.M at 208 V three phase 14 N.M at 400 V three phase 14 N.m at 480 V three phase
Nominal output power	1000 W at 208 V three phase 1900 W at 400 V three phase 1900 W at 480 V three phase
Nominal torque	5.1 N.M at 400 V three phase 5.4 N.M at 208 V three phase 4.1 N.m at 480 V three phase
Nominal speed	1900 rpm at 208 V three phase 3800 rpm at 400 V three phase 4700 rpm at 480 V three phase
Maximum current Irms	17.5 A at 208 V, three phase 17.5 A at 400 V, three phase 17.5 A at 480 V, three phase
Product compatibility	Drive control unit LXM32i CANopen Drive control unit LXM32i EtherCAT
Shaft end	Keyed
Second shaft	Without second shaft end
Shaft diameter	19 mm
Shaft length	40 mm
Key width	6 mm
Feedback type	Absolute multiturn SinCos Hiperface
Speed feedback resolution	131072 points/turn x 4096 turns
Holding brake	With

Holding torque	5.5 N.m holding brake
Mounting support	International standard flange
Motor flange size	100 mm
Electrical connection	Printed circuit board connector
Torque constant	1.28 N.m/A at 20 °C
Back emf constant	84.52 V/krpm at 20 °C
Number of motor poles	10
Rotor inertia	6.77 kg.cm <sup>2</sup>
Stator resistance	2.347 Ohm at 20 °C
Stator inductance	9.79 mH at 20 °C
Stator electrical time constant	4.17 ms at 20 °C
Maximum radial force Fr	990 N at 1000 rpm 790 N at 2000 rpm 690 N at 3000 rpm 620 N at 4000 rpm 580 N at 5000 rpm
Maximum axial force Fa	0.2 x Fr
Brake pull-in power	8 W
Type of cooling	Natural convection
Length	282 mm
Number of motor stacks	2
Centring collar diameter	95 mm
Centring collar depth	3.5 mm
Number of mounting holes	4
Mounting holes diameter	9 mm
Circle diameter of the mounting holes	115 mm
Distance shaft shoulder-flange	3.5 mm






## Environment

IP degree of protection	IP65
-------------------------	------

## Packing Units

Unit Type of Package 1	PCE
Number of Units in Package 1	1
Package 1 Height	25.0 cm
Package 1 Width	18.6 cm
Package 1 Length	55.0 cm
Package 1 Weight	9.5 kg

## Offer Sustainability

Sustainable offer status	Green Premium product
REACH Regulation	<a href="#"> REACH Declaration</a>
EU RoHS Directive	Pro-active compliance (Product out of EU RoHS legal scope)
Mercury free	Yes
China RoHS Regulation	<a href="#"> China RoHS Declaration</a>
RoHS exemption information	<a href="#"> Yes</a>
Environmental Disclosure	<a href="#"> Product Environmental Profile</a>
Circularity Profile	<a href="#"> End Of Life Information</a>
WEEE	The product must be disposed on European Union markets following specific waste collection and never end up in rubbish bins
PVC free	Yes

## Contractual warranty

Warranty	18 months
----------	-----------

## External Dimensions

### With Standard Braking Resistor

Mounting type A



- (1) Module for supply voltage
- (2) I/O module
- (3) Standard braking resistor

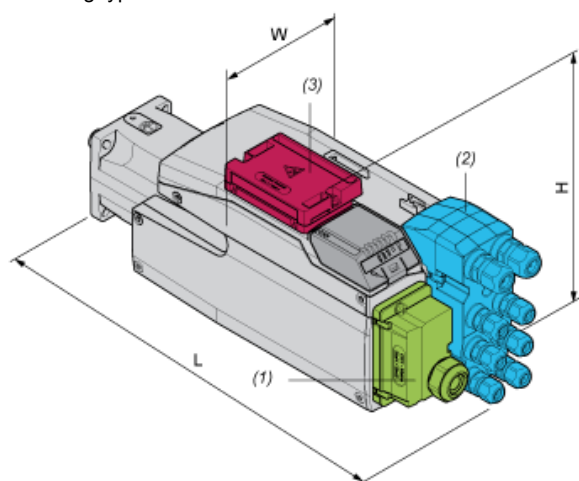
Dimensions in mm

W	H	L
132,6	217	337

Dimensions in in.

W	H	L
5,22	8,54	13,27

Mounting type B



- (1) Module for supply voltage
- (2) I/O module
- (3) Standard braking resistor

Dimensions in mm

W	H	L
132,6	168	386

Dimensions in in.

W	H	L
5,22	6,61	15,2

## With External Braking Resistor

Mounting type C



- (1) Module for supply voltage
- (2) I/O module
- (4) External braking resistor

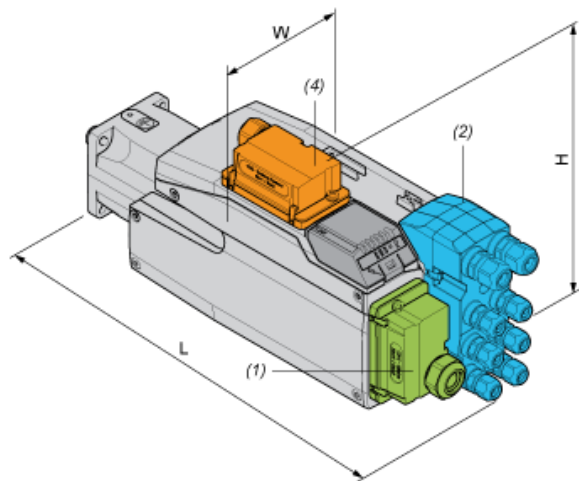
Dimensions in mm

W	H	L
132,6	217	349

Dimensions in in.

W	H	L
5,22	8,54	13,74

Mounting type D



- (1) Module for supply voltage
- (2) I/O module
- (4) External braking resistor

Dimensions in mm

W	H	L
132,6	180	386

Dimensions in in.

W	H	L
5,22	7,09	15,2

### Mounting type E



- (1) Module for supply voltage
- (2) I/O module
- (4) External braking resistor

Dimensions in mm

W	H	L
132,6	217	376

Dimensions in in.

W	H	L
5,22	8,54	14,8

### Mounting type F



- (1) Module for supply voltage
- (2) I/O module
- (4) External braking resistor

Dimensions in mm

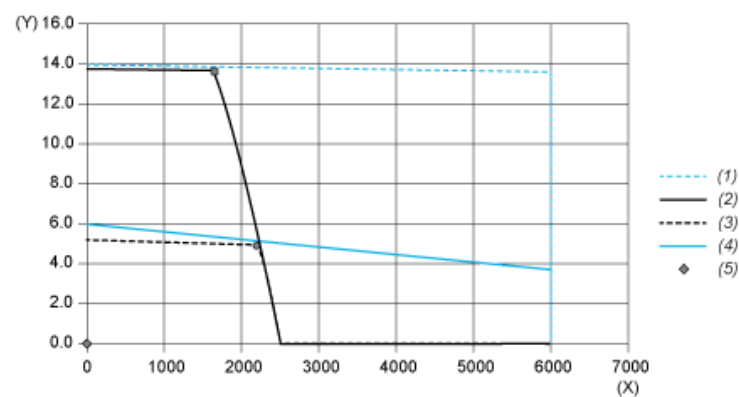
W	H	L
132,6	206,5	386

Dimensions in in.

W	H	L
5,22	8,13	15,2

## Performance Curves

### Torque/Speed Curves with 208 V Three Phases Supply Voltage

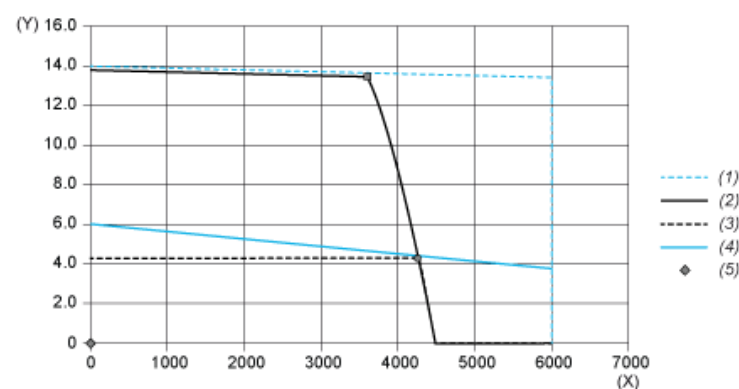


- (X) Speed (rpm)  
(Y) Torque (N.m)  
(1) Motor peak  
(2) Drive peak  
(3) Drive cont  
(4) Motor cont  
(5) Operating point

		Power	At Speed	With Torque
max. Peak Power	■	2499 W	1740 rpm	13.72 N.m
max Cont. Power (Drive)	●	1109	2160 rpm	4.90 N.m

## Performance Curves

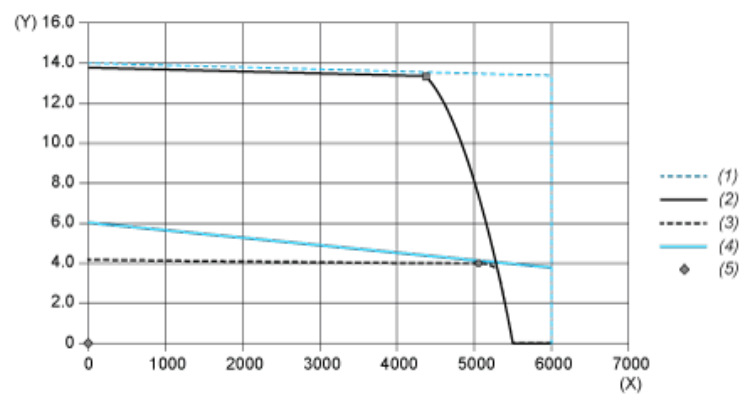
### Torque/Speed Curves with 400 V Three Phases Supply Voltage



- (X) Speed (rpm)  
(Y) Torque (N.m)  
(1) Motor peak  
(2) Drive peak  
(3) Drive cont  
(4) Motor cont  
(5) Operating point

		Power	At Speed	With Torque
max. Peak Power	■	5090 W	3600 rpm	13.50 N.m
max Cont. Power (Drive)	●	1954 W	4320 rpm	4.32 N.m

### Torque/Speed Curves with 480 V Three Phases Supply Voltage



- (X) Speed (rpm)  
 (Y) Torque (N.m)  
 (1) Motor peak  
 (2) Drive peak  
 (3) Drive cont  
 (4) Motor cont  
 (5) Operating point

		Power	At Speed	With Torque
max. Peak Power	■	6117 W	4380 rpm	13.34 N.m
max Cont. Power (Drive)	●	2080 W	5040 rpm	3.94 N.m