

BSH0551P22F2A

servo motor BSH, Lexium 15, 0.5N.m,
4000rpm, 55mm, untapped shaft, Sincos multi
turn, with brake, IP65



Main

Product or component type	Servo motor
Device short name	BSH
Maximum mechanical speed	9000 rpm
Continuous stall torque	0.5 N.M for LXM32.U60N4 at 1.5 A, 400 V, three phase 0.5 N.M for LXM32.U60N4 at 1.5 A, 480 V, three phase 0.5 N.M for LXM15LD13M3, 230 V, single phase 0.5 N.m for LXM15LU60N4, 230 V, three phase
Peak stall torque	1.5 N.M for LXM32.U60N4 at 1.5 A, 400 V, three phase 1.5 N.M for LXM32.U60N4 at 1.5 A, 480 V, three phase 1.4 N.M for LXM15LD13M3, 230 V, single phase 1.4 N.m for LXM15LU60N4, 230 V, three phase
Nominal output power	300 W for LXM32.U60N4 at 1.5 A, 400 V, three phase 300 W for LXM32.U60N4 at 1.5 A, 480 V, three phase 170 W for LXM15LD13M3, 230 V, single phase 170 W for LXM15LU60N4, 230 V, three phase
Nominal torque	0.48 N.M for LXM32.U60N4 at 1.5 A, 400 V, three phase 0.48 N.M for LXM32.U60N4 at 1.5 A, 480 V, three phase 0.46 N.M for LXM15LD13M3, 230 V, single phase 0.46 N.m for LXM15LU60N4, 230 V, three phase
Nominal speed	6000 rpm for LXM32.U60N4 at 1.5 A, 400 V, three phase 6000 rpm for LXM32.U60N4 at 1.5 A, 480 V, three phase 4000 rpm for LXM15LD13M3, 230 V, single phase 4000 rpm for LXM15LU60N4, 230 V, three phase
Product compatibility	LXM15LD13M3 at 230 V single phase LXM15LU60N4 at 230 V three phase LXM32.U60N4 at 400 V three phase LXM32.U60N4 at 480 V three phase
Shaft end	Untapped
IP degree of protection	IP65 standard IP67 with IP67 kit
Speed feedback resolution	131072 points/turn x 4096 turns
Holding brake	With
Mounting support	International standard flange
Electrical connection	Rotatable right-angled connectors

The information provided in this documentation contains general descriptions and/or technical characteristics of the performance of the products contained herein. This documentation is not intended as a substitute for and is not to be used for determining suitability or reliability of these products for specific user applications. It is the duty of any such user or integrator to perform the appropriate and complete risk analysis, evaluation and testing of the products with respect to the relevant specific application or use thereof. Neither Schneider Electric Industries SAS nor any of its affiliates or subsidiaries shall be responsible or liable for misuse of the information contained herein.





Complementary

Range compatibility	Lexium 15 Lexium 32
Supply voltage max	480 V
Network number of phases	Three phase
Continuous stall current	0.73 A
Maximum continuous power	0.45 W
Maximum current Irms	3.5 A for LXM15LD13M3 3.5 A for LXM15LU60N4 2.9 A for LXM32.U60N4
Maximum permanent current	2.9 A
Switching frequency	8 kHz
Second shaft	Without second shaft end
Shaft diameter	9 mm
Shaft length	20 mm
Feedback type	Multiturn SinCos Hiperface
Holding torque	0.8 N.m holding brake
Motor flange size	55 mm
Number of motor stacks	1
Torque constant	0.7 N.m/A at 120 °C
Back emf constant	40 V/krpm at 120 °C
Number of motor poles	6
Rotor inertia	0.083 kg.cm ²
Stator resistance	41.8 Ohm at 20 °C
Stator inductance	71.5 mH at 20 °C
Stator electrical time constant	1.09 ms at 20 °C
Maximum radial force Fr	170 N at 8000 rpm 180 N at 7000 rpm 190 N at 6000 rpm 200 N at 5000 rpm 220 N at 4000 rpm 240 N at 3000 rpm 270 N at 2000 rpm 340 N at 1000 rpm
Maximum axial force Fa	0.2 x Fr
Brake pull-in power	10 W
Type of cooling	Natural convection
Length	159 mm
Centring collar diameter	40 mm
Centring collar depth	2 mm
Number of mounting holes	4
Mounting holes diameter	5.5 mm
Circle diameter of the mounting holes	63 mm
Net weight	1.3 kg

Packing Units

Unit Type of Package 1	PCE
Number of Units in Package 1	1
Package 1 Height	11.5 cm
Package 1 Width	19.0 cm
Package 1 Length	39.5 cm
Package 1 Weight	1.7 kg

Offer Sustainability

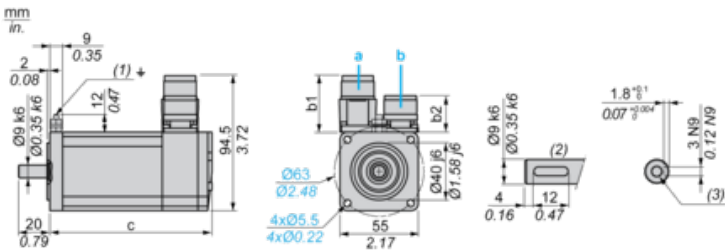
Sustainable offer status	Green Premium product
REACH Regulation	 REACH Declaration
EU RoHS Directive	Pro-active compliance (Product out of EU RoHS legal scope)
Mercury free	Yes
China RoHS Regulation	 China RoHS Declaration
RoHS exemption information	 Yes
Environmental Disclosure	 Product Environmental Profile
Circularity Profile	No need of specific recycling operations
WEEE	The product must be disposed on European Union markets following specific waste collection and never end up in rubbish bins
PVC free	Yes

Contractual warranty

Warranty	18 months
----------	-----------

Servo Motors Dimensions

Example with Straight Connectors



- a: Power supply for servo motor brake
b: Power supply for servo motor encoder
(1) M4 screw
(2) Shaft end, keyed slot (optional)
(3) For screw M3 x 9 mm/M3 x 0.35 in.

Dimensions in mm

Straight connectors		Rotatable angled connectors		c (without brake)	c (with brake)
b	b1	b	b1		
39.5	25.5	39.5	39.5	132.5	159

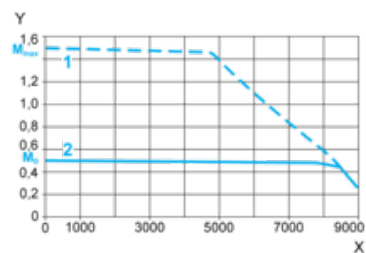
Dimensions in in.

Straight connectors		Rotatable angled connectors		c (without brake)	c (with brake)
b	b1	b	b1		
1.55	1.00	1.55	1.55	5.21	6.25

400 V 3-Phase Supply Voltage

Torque/Speed Curves

Servo motor with LXM32-U60N4 servo drive



X Speed in rpm

Y Torque in Nm

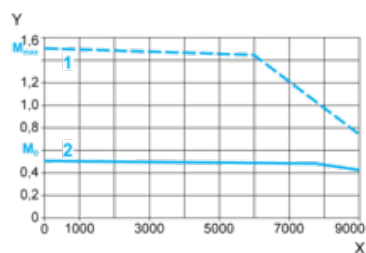
1 Peak torque

2 Continuous torque

480 V 3-Phase Supply Voltage

Torque/Speed Curves

Servo motor with LXM32-U60N4 servo drive



X Speed in rpm

Y Torque in Nm

1 Peak torque

2 Continuous torque