

BSH1403T01A2P

AC servo motor BSH, Lexium 32, 27.8N.m, 3000rpm, untapped shaft, without brake, IP50



Main

Product or component type	Servo motor
Device short name	BSH
Maximum mechanical speed	4800 rpm
Continuous stall torque	27.8 N.M for LXM32.D72N4 at 24 A, 400 V, three phase 27.8 N.m for LXM32.D72N4 at 24 A, 480 V, three phase
Peak stall torque	90.2 N.M for LXM32.D72N4 at 24 A, 400 V, three phase 90.2 N.m for LXM32.D72N4 at 24 A, 480 V, three phase
Nominal output power	4100 W for LXM32.D72N4 at 24 A, 400 V, three phase 4100 W for LXM32.D72N4 at 24 A, 480 V, three phase
Nominal torque	12.9 N.M for LXM32.D72N4 at 24 A, 400 V, three phase 12.9 N.m for LXM32.D72N4 at 24 A, 480 V, three phase
Nominal speed	3000 rpm for LXM32.D72N4 at 24 A, 400 V, three phase 3000 rpm for LXM32.D72N4 at 24 A, 480 V, three phase
Product compatibility	LXM32.D72N4 at 400 V three phase LXM32.D72N4 at 480 V three phase
Shaft end	Untapped
IP degree of protection	IP50 standard
Speed feedback resolution	131072 points/turn
Holding brake	Without
Mounting support	International standard
Electrical connection	Rotatable right-angled connectors

Complementary

Range compatibility	Lexium 32
Supply voltage max	480 V
Network number of phases	Three phase
Continuous stall current	22.3 A
Maximum continuous power	3.3 W
Maximum current Irms	72 A for LXM32.D72N4
Maximum permanent current	81.3 A
Switching frequency	8 kHz
Second shaft	Without second shaft end
Shaft diameter	24 mm
Shaft length	50 mm
Feedback type	Single turn SinCos Hiperface
Motor flange size	140 mm
Number of motor stacks	3
Torque constant	1.58 N.m/A at 120 °C

Back emf constant	105 V/krpm at 120 °C
Number of motor poles	10
Rotor inertia	12.68 kg.cm ²
Stator resistance	0.4 Ohm at 20 °C
Stator inductance	5.1 mH at 20 °C
Stator electrical time constant	12.75 ms at 20 °C
Maximum radial force Fr	1780 N at 3000 rpm 2030 N at 2000 rpm 2560 N at 1000 rpm
Maximum axial force Fa	0.2 x Fr
Type of cooling	Natural convection
Length	327.5 mm
Centring collar diameter	130 mm
Centring collar depth	3.5 mm
Number of mounting holes	4
Mounting holes diameter	11 mm
Circle diameter of the mounting holes	165 mm
Net weight	21.2 kg

Packing Units

Unit Type of Package 1	PCE
Number of Units in Package 1	1
Package 1 Height	27 cm
Package 1 Width	27 cm
Package 1 Length	48.2 cm
Package 1 Weight	11.5 kg

Offer Sustainability

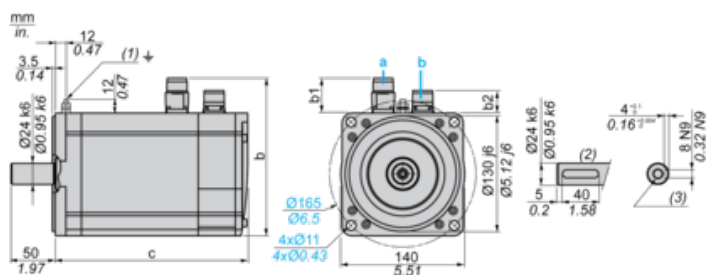
Sustainable offer status	Green Premium product
REACH Regulation	 REACH Declaration
EU RoHS Directive	Pro-active compliance (Product out of EU RoHS legal scope)
Mercury free	Yes
China RoHS Regulation	 China RoHS Declaration
RoHS exemption information	 Yes
Environmental Disclosure	 Product Environmental Profile
Circularity Profile	No need of specific recycling operations
WEEE	The product must be disposed on European Union markets following specific waste collection and never end up in rubbish bins

Contractual warranty

Warranty	18 months
----------	-----------

Servo Motors Dimensions

Example with Straight Connectors



- a: Power supply for servo motor brake
- b: Power supply for servo motor encoder
- (1) M4 screw
- (2) Shaft end, keyed slot (optional)
- (3) For screws M8 x 19 mm/M8 x 0.75 in.

Dimensions in mm

Straight connectors			Rotatable angled connectors			c (without brake)	c (with brake)
b	b1	b2	b	b1	b2		
192.5	54	25.5	198.5	60	39.5	328	366

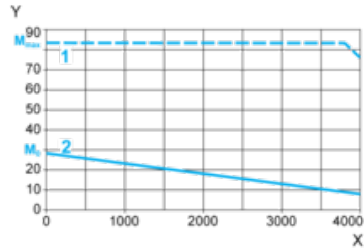
Dimensions in in.

Straight connectors			Rotatable angled connectors			c (without brake)	c (with brake)
b	b1	b2	b	b1	b2		
7.57	2.12	1.00	7.81	2.36	1.55	12.91	14.40

400 V 3-Phase Supply Voltage

Torque/Speed Curves

Servo motor with LXM32•D72N4 servo drive



X Speed in rpm

Y Torque in Nm

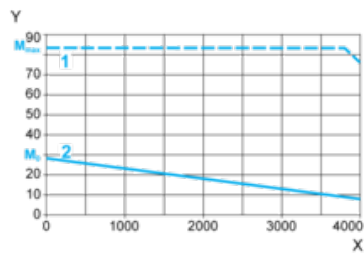
1 Peak torque

2 Continuous torque

480 V 3-Phase Supply Voltage

Torque/Speed Curves

Servo motor with LXM32•D72N4 servo drive



X Speed in rpm

Y Torque in Nm

1 Peak torque

2 Continuous torque