

C40F44V400

Circuit breaker, ComPacT NSX400F,
36kA/415VAC, 4 poles, MicroLogic Vigi 4.3 trip
unit 400A



Main

Range	ComPacT new generation
Product name	ComPacT NSX new generation
Device short name	NSX400F
Product or component type	Earth leakage circuit breaker
Device application	Distribution
Poles description	4P
Protected poles description	4D 3D + N/2 3D
Neutral position	Left
[In] rated current	400 A at 40 °C
[Ue] rated operational voltage	440 V AC 50/60 Hz
Network type	AC
Network frequency	50/60 Hz
Suitability for isolation	Yes conforming to EN/IEC 60947-2
Utilisation category	Category A
[Icu] rated ultimate short-circuit breaking capacity	40 KA Icu at 220/240 V AC 50/60 Hz conforming to IEC 60947-2 36 KA Icu at 380/415 V AC 50/60 Hz conforming to IEC 60947-2 30 KA Icu at 440 V AC 50/60 Hz conforming to IEC 60947-2 25 KA Icu at 500 V AC 50/60 Hz conforming to IEC 60947-2 20 KA Icu at 525 V AC 50/60 Hz conforming to IEC 60947-2 10 kA Icu at 660/690 V AC 50/60 Hz conforming to IEC 60947-2
Performance level	F 36 kA 415 V AC
Trip unit name	MicroLogic 4.3
Trip unit technology	Electronic
Trip unit protection functions	LSolR
Control type	Toggle
Circuit breaker mounting mode	Fixed

The information provided in this documentation contains general descriptions and/or technical characteristics of the products of the performance of the products contained herein. This documentation is not intended as a substitute for and is not to be used for determining suitability or reliability of these products for specific user applications. It is the duty of any such user or integrator to perform the appropriate and complete risk analysis, evaluation and testing of the products with respect to the relevant specific application or use thereof. Neither Schneider Electric Industries SAS nor any of its affiliates or subsidiaries shall be responsible or liable for misuse of the information contained herein.

Complementary

[Ui] rated insulation voltage	500 V AC 50/60 Hz
[Uimp] rated impulse withstand voltage	8 kV
[Ics] rated service short-circuit breaking capacity	40 KA at 220/240 V AC 50/60 Hz conforming to IEC 60947-2 36 KA at 380/415 V AC 50/60 Hz conforming to IEC 60947-2 30 KA at 440 V AC 50/60 Hz conforming to IEC 60947-2 25 KA at 500 V AC 50/60 Hz conforming to IEC 60947-2 10 KA at 525 V AC 50/60 Hz conforming to IEC 60947-2 10 kA at 660/690 V AC 50/60 Hz conforming to IEC 60947-2
Mechanical durability	15000 cycles
Electrical durability	12000 Cycles at 440 V In/2 6000 Cycles at 440 V In 6000 Cycles at 690 V In/2 3000 cycles at 690 V In
Power dissipation per pole	25.6 W N 25.6 W L1 and L3 22.4 W L2
Mounting support	Backplate
Mounting position	Horizontal and vertical Flat on the back
Upside connection	Front
Downside connection	Front
Connection pitch	45 mm
Protection type	L : for overload protection (long time) So : for short time short-circuit protection with fixed delay I : for instantaneous short-circuit protection R : for earth-leakage protection
Trip unit rating	400 A at 40 °C
Long-time pick-up adjustment type Ir (thermal protection)	Adjustable 9 settings
[Ir] long-time protection pick-up adjustment range	160...400 A
Long-time protection delay adjustment type tr	Fixed
[tr] long-time protection delay adjustment range	400 S at 1.5 x Ir 16 S at 6 x Ir 11 s at 7.2 x Ir
Neutral protection settings	0.5 x Ir (3D + N/2) 1 x Ir (4D) No protection (3D)
Thermal memory	20 minutes before and after tripping
Short-time protection pick-up adjustment type Isd	Adjustable
[Isd] Short-time protection pick-up adjustment range	1.5...10 x Ir
Short-time protection delay adjustment type tsd	Fixed
Instantaneous protection pick-up adjustment type Ii	Fixed
[Ii] instantaneous protection pick-up adjustment range	4800 A
Earth-leakage protection	Integrated
Earth-leakage protection class	Class A
Earth-leakage protection sensitivity adjustment type IΔn	Adjustable
[IΔn] earth-leakage protection sensitivity adjustment range	300 MA 500 MA 1 A 3 A 5 A 10 A
Earth-leakage protection specific mode	OFF using the IΔn rotary switch
Earth-leakage protection time delay adjustment type Δt	Adjustable
[Δt] Earth-leakage protection time delay adjustment range	0 Ms 60 Ms 150 Ms 500 Ms 1 s
Zone selective interlocking ZSI	Without

Number of slots for electrical auxiliaries	6 slot(s)
Local signalling	Flashing LED (green) for ready to operate LED 105 % Ir (red) for overload LED 90 % Ir (orange) for overload
Width (W)	185 mm
Height (H)	255 mm
Depth (D)	110 mm
Net weight	7.9 kg






Environment

Standards	EN/IEC 60947
Product certifications	CCC[RETURN]EAC[RETURN]Marine
Overvoltage category	Class II
Electrical shock protection class	Class II
Pollution degree	3 conforming to IEC 60664-1
IP degree of protection	IP40 conforming to IEC 60529
IK degree of protection	IK07 conforming to IEC 62262
Ambient air temperature for operation	-25...70 °C
Ambient air temperature for storage	-50...85 °C
Relative humidity	0...95 %
Operating altitude	0...2000 m without derating 2000 m...5000 m with derating

Packing Units

Unit Type of Package 1	PCE
Number of Units in Package 1	1
Package 1 Height	15 cm
Package 1 Width	20 cm
Package 1 Length	29 cm
Package 1 Weight	7.7 kg

Offer Sustainability

Sustainable offer status	Green Premium product
REACH Regulation	 REACH Declaration
EU RoHS Directive	Compliant with Exemptions
Mercury free	Yes
China RoHS Regulation	 China RoHS Declaration
RoHS exemption information	 Yes
Environmental Disclosure	 Product Environmental Profile
Circularity Profile	 End Of Life Information
Halogen content performance	Halogen free plastic parts product