

C6334V570

Trip unit MicroLogic Vigi 4.3, ComPacT NSX630, 3 poles, electronic basic and earth leakage protections, 570A rating



Main

Range	ComPacT new generation
Range of product	ComPacT NSX400...630 new generation
Product or component type	Trip unit
Trip unit name	MicroLogic 4.3
Trip unit technology	Electronic
Range compatibility	ComPacT new generation NSX630
Device application	Distribution
Poles description	3P
Protected poles description	3D
Trip unit protection functions	LSolR
Protection type	L : for overload protection (long time) So : for short time short-circuit protection with fixed delay I : for instantaneous short-circuit protection R : for earth-leakage protection
Trip unit rating	570 A at 40 °C
[Ue] rated operational voltage	440 V AC 50/60 Hz
Network type	AC
Network frequency	50/60 Hz
Circuit breaker mounting mode	Fixed

Complementary

Long-time pick-up adjustment type Ir (thermal protection)	Adjustable 9 settings
[Ir] long-time protection pick-up adjustment range	250...570 A
Long-time protection delay adjustment type tr	Fixed
[tr] long-time protection delay adjustment range	11 S at 7.2 x Ir 16 S at 6 x Ir 400 s at 1.5 x Ir
Thermal memory	20 minutes before and after tripping
Short-time protection pick-up adjustment type Isd	Adjustable
[Isd] Short-time protection pick-up adjustment range	1.5...10 x Ir
Short-time protection delay adjustment type tsd	Fixed
Instantaneous protection pick-up adjustment type Ii	Fixed
[Ii] instantaneous protection pick-up adjustment range	6900 A
Earth-leakage protection	Integrated
Earth-leakage protection class	Class A
Earth-leakage protection sensitivity adjustment type IΔn	Adjustable

The information provided in this documentation contains general descriptions and/or technical characteristics of the performance of the products contained herein. This documentation is not intended as a substitute for and is not to be used for determining suitability or reliability of these products for specific user applications. It is the duty of any such user or integrator to perform the appropriate and complete risk analysis, evaluation and testing of the products with respect to the relevant specific application or use thereof. Neither Schneider Electric Industries SAS nor any of its affiliates or subsidiaries shall be responsible or liable for misuse of the information contained herein.

[I Δ n] earth-leakage protection sensitivity adjustment range	0.3 A 0.5 A 1 A 3 A 5 A 10 A
Earth-leakage protection specific mode	OFF using the I Δ n rotary switch
Earth-leakage protection time delay adjustment type Δt	Adjustable
[Δt] Earth-leakage protection time delay adjustment range	0 Ms 60 Ms 150 Ms 500 Ms 1 s
Zone selective interlocking ZSI	Without
Local signalling	Flashing LED (green) for ready to operate LED 105 % I _r (red) for overload LED 90 % I _r (orange) for overload Color indicator (yellow) for residual current






Environment

Standards	EN/IEC 60947-2
Electrical shock protection class	Class II
Pollution degree	3 conforming to IEC 60947-1
IP degree of protection	IP40 conforming to IEC 60529
Ambient air temperature for operation	-25...70 °C
Ambient air temperature for storage	-50...85 °C

Packing Units

Unit Type of Package 1	PCE
Number of Units in Package 1	1
Package 1 Height	17.0 cm
Package 1 Width	21.0 cm
Package 1 Length	24.5 cm
Package 1 Weight	1.866 kg
Unit Type of Package 2	S03
Number of Units in Package 2	2
Package 2 Height	30.0 cm
Package 2 Width	30.0 cm
Package 2 Length	40.0 cm
Package 2 Weight	4.112 kg

Offer Sustainability

Sustainable offer status	Green Premium product
REACH Regulation	 REACH Declaration
EU RoHS Directive	Compliant with Exemptions
Mercury free	Yes
China RoHS Regulation	 China RoHS Declaration
RoHS exemption information	 Yes
Environmental Disclosure	 Product Environmental Profile
Circularity Profile	 End Of Life Information
Halogen content performance	Halogen free plastic parts product