

HMIDM6600TM

12.1 Display module, Harmony P6, XGA, 16M colors, Analog Multi Touch (2 points), Front USB A/micro-B



Main

Range of product	Harmony P6
Product or component type	Touch panel screen
Terminal type	Touchscreen display

Complementary

Device mounting	Panel mounting Direct mounting VESA
Pixel resolution	1024 x 768
Integrated connection type	USB type A for USB 2.0, transmission rate: 1.5 Mbit/s
Display resolution	1024 x 768 pixels XGA
Display size	12.1 inch
Aspect ratio	4:3
Display type	LED not replaceable Colour TFT LCD
Display colour	16 million colours
Backlight lifespan	50000 hours at 25 °C
Inrush current	30 A
Power consumption in W	71 W (typical) with advanced box 136 W (maximum) with advanced box 50 W (typical) with standard box 68 W (maximum) with standard box
Touch panel	Multi touch analogue resistive
Type of installation	Indoor installation
Cut-out dimensions	301.5 (+ 1/- 0) x 227.5 (+ 1/- 0) mm
Width	241 mm
Height	30 mm
Depth	Enclosure : 32 mm
Net weight	2.4 kg

Environment

IP degree of protection	IP66f IP67f Type 1 Type 4X indoor use Type 12 Type 13
Standards	CE FCC part 15 UL 61010-2-201 CSA C22.2 No 61010-2-201
Product certifications	RCM[RETURN]KC[RETURN]UKCA[RETURN]DNV (DC model without HDD/fan/ EtherCAT card/22" wide display with expansion slot)[RETURN]ATEX zone 22 dust (DC model, front USB cover must be locked with screw)[RETURN]ATEX zone 2 (DC model, front USB cover must be locked with screw)[RETURN]CULus Class 1 Division 2 (without DIO option)[RETURN]IECEX zone 2 (DC model, front USB cover must be locked with screw)[RETURN]IECEX zone 22 (DC model, front USB cover must be locked with screw)
Ambient air temperature for operation	0...60 °C
Ambient air temperature for storage	-20...60 °C
Pollution degree	2
Relative humidity	10...90 % without condensation
Storage Relative Humidity	10...90 % without condensation
Operating altitude	2000 m
Vibration resistance	1 gn (f = 5...9 Hz) single amplitude conforming to IEC 61131-2 1 gn (f = 9...150 Hz) fixed amplitude conforming to IEC 61131-2 1 gn X, Y, Z directions for 10 cycles (approx. 100 min) conforming to IEC 61131-2
Shock resistance	147 m/s ² conforming to IEC 61131-2 147 m/s ² 3 shocks in each direction X, Y and Z
Electromagnetic compatibility	Electrostatic discharge immunity test - test level: 6 kV (contact discharge) conforming to IEC 61000-4-2 level 3 Electrostatic discharge immunity test - test level: 8 kV (air discharge) conforming to IEC 61000-4-2 level 3 Electrical fast transient/burst immunity test - test level: 2 kV (power ports) conforming to IEC 61000-4-4 Electrical fast transient/burst immunity test - test level: 1 kV (signal ports) conforming to IEC 61000-4-4
Type of cooling	Natural
Environmental characteristic	Dust resistant 0.1 mg/m ³ (non-conductive) Corrosive gas free

Packing Units

Unit Type of Package 1	PCE
Number of Units in Package 1	1
Package 1 Height	41.0 cm
Package 1 Width	15.0 cm
Package 1 Length	41.0 cm
Package 1 Weight	2.9 kg
Unit Type of Package 2	P12
Number of Units in Package 2	28
Package 2 Height	150.0 cm
Package 2 Width	80.0 cm
Package 2 Length	120.0 cm
Package 2 Weight	91.2 kg

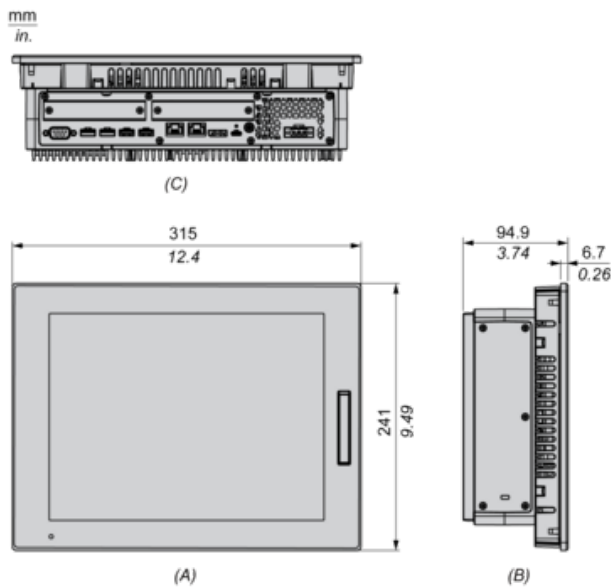
Offer Sustainability

REACH Regulation	REACH Declaration
REACH free of SVHC	Yes
EU RoHS Directive	Pro-active compliance (Product out of EU RoHS legal scope)
Mercury free	Yes
China RoHS Regulation	China RoHS Declaration
RoHS exemption information	Yes

Dimensions

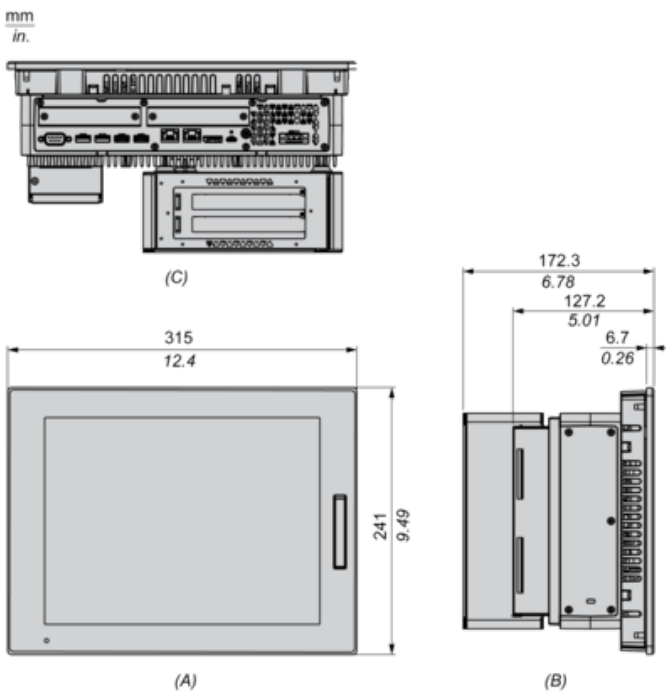
12-inch Advanced Model

External Dimensions



- (A) : Front
(B) : Left
(C) : Bottom

External Dimensions with PCI/PCIe Slots and FAN kit




- (A) : Front
(B) : Left
(C) : Bottom

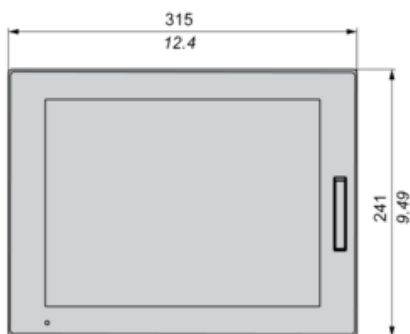
12-inch Standard Model

External Dimensions

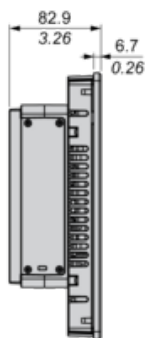
mm
in.



(C)



(A)



(B)

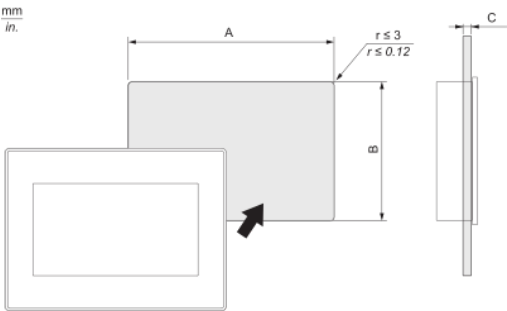
(A) : Front

(B) : Left

(C) : Bottom

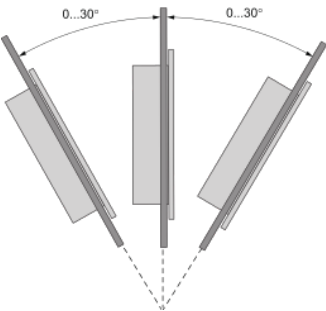
Mounting

Panel Cut Dimensions



A		B		C	
mm	in.	mm	in.	mm	in.
301.5 (+1/-0)	11.87 (+0.04/-0)	227.5 (+1/-0)	8.96 (+0.04/-0)	1.6...5	0.06...0.2

Mounting Angle



When installing this product in a slanted position, the product face should not incline more that 30°.

Clearance

