

# ILE2T661PC1A8

brushless DC motor, Lexium ILA ILE ILS,  
24 to 48V, Modbus TCP interface, industrial  
connector, 174mm, 115:1



## Main

Range of product	Lexium integrated drive
Product or component type	Motion integrated drive
Device short name	ILE
Motor type	Brushless DC motor
Number of motor poles	6
Network number of phases	Single phase
[Us] rated supply voltage	48 V 24 V
Network type	DC
Communication interface	Modbus TCP, integrated
Length	229 mm
Winding type	Medium speed of rotation and medium torque
Electrical connection	Industrial connector
Holding brake	Without
Gear box type	Worm gear, 3 stages
Reduction ratio	115:1 (3675:32)
Nominal speed	35 rpm at 24 V 35 rpm at 48 V
Nominal torque	10.6 N.m at 24 V 10.6 N.m at 48 V

## Complementary

Transmission rate	10, 100 Mbits
Mounting support	Flange
Motor flange size	66 mm
Number of motor stacks	1
Centring collar diameter	36 mm
Number of mounting holes	2
Mounting holes diameter	4.4 mm
Feedback type	BLDC encoder
Shaft end	Hole
Second shaft	Without second shaft end
Supply voltage limits	18...55.2 V
Current consumption	7000 mA peak 5500 mA maximum continuous
Associated fuse rating	16 A
Commissioning interface	RS485 Modbus TCP (9.6, 19.2 and 38.4 kbauds)
Input/output type	4 signals (each be used as input or output)
Voltage state 0 guaranteed	-3...4.5 V
Voltage state 1 guaranteed	15...30 V
Discrete input current	10 mA at 24 V on/STO_A for safety input 3 mA at 24 V on/STO_B for safety input 2 mA at 24 V for 24 V signal interface
Discrete output voltage	23...25 V

Maximum switching current	100 mA per output 200 mA total
Protection type	Overload of output voltage Short circuit of the output voltage Safe torque off
Maximum supply current	0.1 A (power stage disabled) 6.8 A at 24 V 2.9 A at 48 V
Nominal output power	37 W at 24 V 39 W at 48 V
Peak stall torque	24.72 N.M at 24 V 24.72 N.m at 48 V
Continuous stall torque	14 N.m
Detent torque	16.7 N.m
Speed feedback resolution	12 points/turn motor 0.26° gearbox output
Accuracy error	+/- 1 point
Rotor inertia	1980 kg.cm <sup>2</sup>
Maximum mechanical speed	44 rpm
Maximum radial force Fr	200 N
Maximum axial force Fa	80 N
Service life in hours	9000 h bearing
Marking	CE
Type of cooling	Natural convection
Net weight	2.3 kg





## Environment

Standards	IEC 50178 IEC 61800-3 EN 61800-3 : 2001-02 IEC 50347 IEC 61800-3, Ed 2 EN 61800-3:2001, second environment IEC 60072-1
Product certifications	cUL[RETURN]UL[RETURN]TÜV
Ambient air temperature for operation	40...55 °C (with power derating of 2 % per °C) 0...40 °C (without derating)
Permissible ambient air temperature around the device	105 °C power amplifier 110 °C motor
Ambient air temperature for storage	-25...70 °C
Operating altitude	<= 1000 m without derating
Relative humidity	15...85 % without condensation
Vibration resistance	20 m/s <sup>2</sup> (f= 10...500 Hz) 10 cycles conforming to IEC 60068-2-6
Shock resistance	150 m/s <sup>2</sup> 1000 shocks conforming to IEC 60068-2-29
IP degree of protection	IP41 shaft bushing: conforming to IEC 60034-5 IP54 total except shaft bushing: conforming to IEC 60034-5

## Packing Units

Unit Type of Package 1	PCE
Number of Units in Package 1	1
Package 1 Height	10.4 cm
Package 1 Width	18.0 cm
Package 1 Length	36.5 cm
Package 1 Weight	2.8 kg

## Offer Sustainability

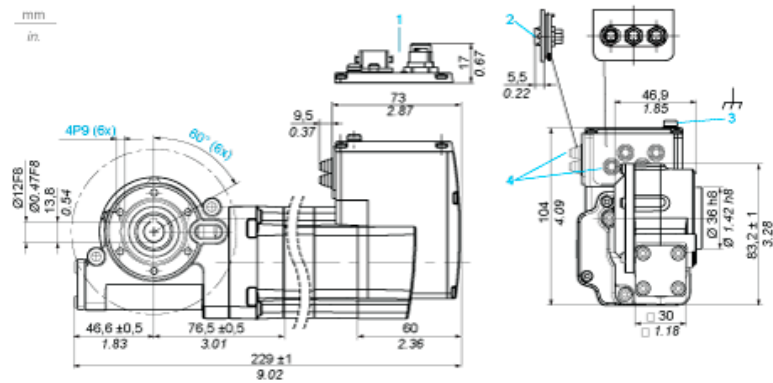
Sustainable offer status	Green Premium product
REACH Regulation	<a href="#"> REACH Declaration</a>
EU RoHS Directive	Pro-active compliance (Product out of EU RoHS legal scope)
Mercury free	Yes
China RoHS Regulation	<a href="#"> China RoHS Declaration</a>
RoHS exemption information	<a href="#"> Yes</a>
Environmental Disclosure	<a href="#"> Product Environmental Profile</a>
Circularity Profile	<a href="#"> End Of Life Information</a>
WEEE	The product must be disposed on European Union markets following specific waste collection and never end up in rubbish bins
PVC free	Yes

## Contractual warranty

Warranty	18 months
----------	-----------

## Integrated Drive with Worm Gear

### Dimensions

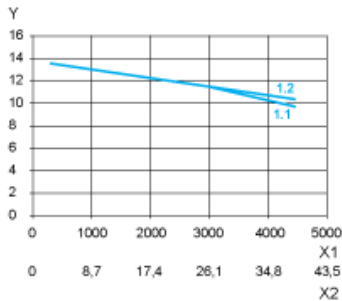


- 1 Option: industrial connectors
- 2 Accessories: I/O signal insert with industrial connectors
- 3 Earth (ground) terminal
- 4 Accessories: cable entries  $\varnothing = 3 \dots 9 \text{ mm} / 0.12 \dots 0.35 \text{ in.}$

## Connection Example with 4 I/O Signals



Torque Characteristics



- X1 Speed of rotation of motor in rpm  
X2 Speed of rotation of gearing in rpm  
Y Torque in Nm  
1.1 Max. torque at 24 V  
1.2 Max. torque at 48 V