

# K10F013QCH

Cam changeover switch, Harmony K, Ø16 or 22mm , plastic, 3 poles, position 0s, 30°, 10A, 30x30mm, marked 0/1/2/3



## Main

Range of product	Harmony K
Product or component type	Complete cam switch
Component name	K10
[I <sub>th</sub> ] conventional free air thermal current	10 A
Product mounting	Front mounting
Fixing mode	Ø 16 or 22 mm hole
Cam switch head type	With front plate 30 x 30 mm
Type of operator	Black handle
Rotary handle padlocking	Without
Presentation of legend	With metallic legend, 0 - 1 - 2 - 3 black marking
Cam switch function	Stepping switch
Return	Without
Off position	With Off position
Poles description	2P
Switching positions	Right: 270° - 315° - 0° - 45°
IP degree of protection	Contact block: IP20 Operating head: IP65 conforming to IEC 60529

## Complementary

Number of steps	3
Switching angle	45 °
[U <sub>i</sub> ] rated insulation voltage	440 V (pollution degree 3) conforming to IEC 60947-1
Rated operational power in W	370 W AC-23A, 110/120 V 1 phase 750 W AC-23A, 220/240 V 1 phase
Rated power in hp	0.33 Hp at 110/120 V AC, 1 phase 0.75 hp at 220/240 V AC, 1 phase
[I <sub>e</sub> ] rated operational current AC	10 A at 400 V AC-1 10 A at 400 V AC-21A 3 A at 240 V AC-15 6 A at 120 V AC-15
[I <sub>e</sub> ] rated operational current DC	10 A at 24 V resistive load 0.3 A at 220 V resistive load 0.7 A at 110 V resistive load
Electrical durability	100000000 cycles
Short-circuit protection	10 A cartridge fuse, type gG
[U <sub>imp</sub> ] rated impulse withstand voltage	4 kV conforming to IEC 60947-1
Contact operation	Slow-break
Electrical connection	Captive screw clamp terminals, clamping capacity: 2 x 1.5 mm²
Mechanical durability	1000000 cycles
CAD overall width	30 mm
CAD overall height	30 mm
CAD overall depth	100 mm
Net weight	0.055 kg

## Environment

Standards	CENELEC EN 50013 EN/IEC 60947-3 EN/IEC 60947-5-1
Product certifications	CULus
Protective treatment	TC
Ambient air temperature for operation	-20...55 °C
Ambient air temperature for storage	-40...70 °C
Electrical shock protection class	Class II conforming to IEC 60536

## Packing Units

Unit Type of Package 1	PCE
Number of Units in Package 1	1
Package 1 Height	10.5 cm
Package 1 Width	4.1 cm
Package 1 Length	4.0 cm
Package 1 Weight	77.0 g
Unit Type of Package 2	S02
Number of Units in Package 2	65
Package 2 Height	15.0 cm
Package 2 Width	30.0 cm
Package 2 Length	40.0 cm
Package 2 Weight	5.328 kg

## Offer Sustainability

REACH Regulation	<a href="#">REACH Declaration</a>
REACH free of SVHC	Yes
EU RoHS Directive	Pro-active compliance (Product out of EU RoHS legal scope) <a href="#">EU RoHS Declaration</a>
Toxic heavy metal free	Yes
Mercury free	Yes
China RoHS Regulation	<a href="#">China RoHS Declaration</a>
RoHS exemption information	<a href="#">Yes</a>
WEEE	The product must be disposed on European Union markets following specific waste collection and never end up in rubbish bins

## Contractual warranty

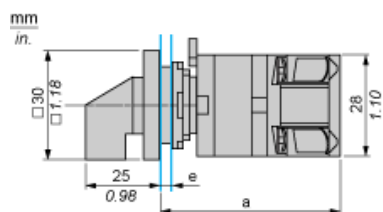
Warranty	18 months
----------	-----------

---

Cam Switch

---

Front Mounting by Ø16 mm/0.63 in. or Ø 22 mm/0.87 in. hole



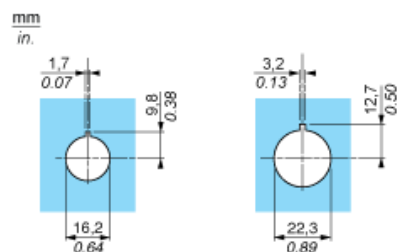
- a 75 mm/2.95 in.
- e support panel thickness: 0.5 mm to 5 mm/0.02 in. to 0.2 in.

---

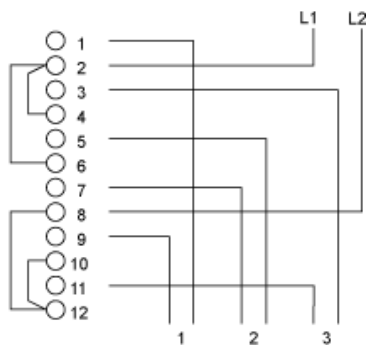
Cam Switch

---

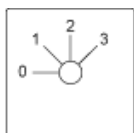
Ø 16 mm/0.63 in. and Ø 22 mm/0.87 in. Panel Cut-outs



## Link Positions (Factory Mounted)



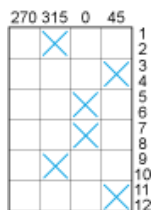
## Marking



## Angular Position of Switch



## Switching Program



## Convention Used for Switching Program Representation

- ☒ Contact closed
- ☒ Contact closed in 2 positions and maintained between the 2 positions
- ☒ Sealed assembly for auto-maintain control
- ☒ Overlapping contacts
- ☒ Spring return position: for a switching angle of 90°, spring return is over 30° after the last position (for a maximum of 3 simultaneous contacts).

Example:

