

K2F003U

Cam switch body for changeover switch,
Harmony K, Ø 22mm, plastic, 3 pole, with 0
position, 45°, 20A



Main

Range of product	Harmony K
Product or component type	Cam switch body
Component name	K2
[I _{th}] conventional free air thermal current	20 A
Sub-assembly composition	Contact blocks + fixing plate
Cam switch function	Changeover switch
Off position	With Off position
Poles description	3P
Switching positions	Right: 0° - 45° Left: 0° - 315°
Mounting location	Front
Fixing mode	Ø 22 mm hole
Bezel material	Plastic

Complementary

Switching angle	45 °
[U _i] rated insulation voltage	690 V (pollution degree 3) conforming to IEC 60947-1
[I _{the}] conventional enclosed thermal current	16 A
Rated operational power in W	1300 W AC-3, 230 V 1 phase conforming to IEC 947-3 14000 W AC-21, 400 V 3 phases conforming to IEC 947-3 17000 W AC-21, 550...600 V 3 phases conforming to IEC 947-3 2200 W AC-3, 230 V 3 phases conforming to IEC 947-3 2200 W AC-3, 400 V 1 phase conforming to IEC 947-3 4000 W AC-23A, 230 V 3 phases conforming to IEC 947-3 4000 W AC-3, 400 V 3 phases conforming to IEC 947-3 4000 W AC-3, 500 V 3 phases conforming to IEC 947-3 4000 W AC-3, 690 V 3 phases conforming to IEC 947-3 5500 W AC-23A, 400 V 3 phases conforming to IEC 947-3 5500 W AC-23A, 500 V 3 phases conforming to IEC 947-3 5500 W AC-23A, 690 V 3 phases conforming to IEC 947-3 8000 W AC-21, 230 V 3 phases conforming to IEC 947-3
[I _e] rated operational current AC	8 A at 400 V AC-3 3 phases conforming to IEC 947-3 10.8 A at 400 V AC-23A 3 phases conforming to IEC 947-3 14.6 A at 230 V AC-23A 3 phases conforming to IEC 947-3 4.7 A at 690 V AC-3 3 phases conforming to IEC 947-3 6.4 A at 690 V AC-23A 3 phases conforming to IEC 947-3 6.5 A at 500 V AC-3 3 phases conforming to IEC 947-3 8.3 A at 230 V AC-3 3 phases conforming to IEC 947-3 8.9 A at 500 V AC-23A 3 phases conforming to IEC 947-3 2 A at 500 V AC-15 conforming to IEC 947-5-1 3 A at 400 V AC-15 conforming to IEC 947-5-1 4 A at 230 V AC-15 conforming to IEC 947-5-1
Electrical durability	200000 Cycles AC-23 200000 Cycles AC-3 600000 Cycles AC-15 600000 cycles AC-21
Maximum operating rate	2.5 Cyc/Mn AC-21 2.5 Cyc/Mn AC-23 2.5 Cyc/Mn AC-3 8.333 cyc/mn AC-15
Short-circuit current	10000 A

The information provided in this documentation contains general descriptions and/or technical characteristics of the performance of the products contained herein. This documentation is not intended as a substitute for and is not to be used for determining suitability or reliability of these products for specific user applications. It is the duty of any such user or integrator to perform the appropriate and complete risk analysis, evaluation and testing of the products with respect to the relevant specific application or use thereof. Neither Schneider Electric Industries SAS nor any of its affiliates or subsidiaries shall be responsible or liable for misuse of the information contained herein.

Short-circuit protection	20 A cartridge fuse, type gG
[Uimp] rated impulse withstand voltage	4 kV in isolating function 6 kV conforming to IEC 947-1
Contact operation	Slow-break
Positive opening	With
Electrical connection	Captive screw clamp terminals flexible, clamping capacity: 2 x 1.5 mm ² Captive screw clamp terminals solid, clamping capacity: 1 x 2.5 mm ²
Mechanical durability	1000000 cycles
Net weight	0.14 kg






Environment

Standards	EN/IEC 60947-3 for power circuit EN/IEC 60947-5-1 for control circuit CENELEC EN 50013
Product certifications	CSA 240 V 1 hp 1 phase[RETURN]CSA 240 V 3 hp 3 phases 2 -pole(s) [RETURN]UL 240 V 1 hp 3 phases[RETURN]UL 240 V 0.33 hp 1 phase 2 -pole(s)
Protective treatment	TC
Ambient air temperature for operation	-25...55 °C
Ambient air temperature for storage	-40...70 °C
Shock resistance	30 gn conforming to IEC 68-2-27
Vibration resistance	5 gn conforming to IEC 68-2-6 (f = 10...150 Hz)
Overvoltage category	Class II conforming to IEC 536 Class II conforming to NF C 20-030

Packing Units

Unit Type of Package 1	PCE
Number of Units in Package 1	1
Package 1 Height	6.5 cm
Package 1 Width	6.5 cm
Package 1 Length	8.0 cm
Package 1 Weight	142.0 g
Unit Type of Package 2	S01
Number of Units in Package 2	16
Package 2 Height	15.0 cm
Package 2 Width	15.0 cm
Package 2 Length	40.0 cm
Package 2 Weight	2.497 kg

Offer Sustainability

Sustainable offer status	Green Premium product
REACH Regulation	 REACH Declaration
REACH free of SVHC	Yes
EU RoHS Directive	Pro-active compliance (Product out of EU RoHS legal scope)  EU RoHS Declaration
Toxic heavy metal free	Yes
Mercury free	Yes
China RoHS Regulation	 China RoHS Declaration
RoHS exemption information	 Yes
Environmental Disclosure	 Product Environmental Profile
Circularity Profile	No need of specific recycling operations
WEEE	The product must be disposed on European Union markets following specific waste collection and never end up in rubbish bins

Contractual warranty

Warranty	18 months
----------	-----------