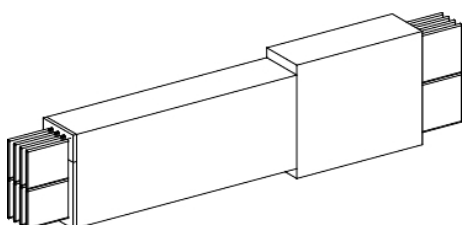


KRA1000RU5

Reduction unit, Canalis KRA, aluminium, 1000A, 3L+N+PE, fixed length 1m, fire rated, grey RAL7030



Main

Range	Canalis
Product name	KR
Product or component type	Reducer
Busbar description	Fire rated
Device short name	KRA
Range compatibility	Canalis KRA[RETURN]Canalis KTA
Material	Aluminium
[Ie] rated operational current	1000 A at 35 °C
Polarity	3L + N + PE
Length	1000 mm

Complementary

Accessory / separate part category	Adaptation accessory
Housing material	Mineral epoxy resin
Contacts material	Tinned aluminium
[Ue] rated operational voltage	1000 V
Network frequency	50/60 Hz
[Ui] rated insulation voltage	1000 V
[Icw] rated short-time withstand current	27 kA
[Ipk] rated peak withstand current	56 kA
Radiated magnetic field	12.42 mT
Thermal stress limit	729000 kA ² .s
Maximum voltage drop	<0.016 V with power factor = 0.8 at 50 Hz with 1A for 100 m long <0.0128 V with power factor = 1 at 50 Hz with 1A for 100 m long <0.0157 V with power factor = 0.9 at 50 Hz with 1A for 100 m long <0.0158 V with power factor = 0.7 at 50 Hz with 1A for 100 m long
Mounting location	Indoor use only
Installation direction	Horizontal Vertical
Earth conductor	Standard earth
Product certifications	EAC[RETURN]CE[RETURN]ATEX
Standards	IEC 61439-6
Width	120 mm
Height	130 mm
Colour	Grey (RAL 7030)
Linear load	35 kg/m

The information provided in this documentation contains general descriptions and/or technical characteristics of the products of the performance of the products contained herein. This documentation is not intended as a substitute for and is not to be used for determining suitability or reliability of these products for specific user applications. It is the duty of any such user or integrator to perform the appropriate and complete risk analysis, evaluation and testing of the products with respect to the relevant specific application or use thereof. Neither Schneider Electric Industries SAS nor any of its affiliates or subsidiaries shall be responsible or liable for misuse of the information contained herein.







Environment

IP degree of protection	IP55 conforming to IEC 60529
IK degree of protection	IK08 conforming to IEC 62262
Pollution degree	3
Fire resistance	760 °C 180 min conforming to IEC 60331-1
Derating factor	0...35 °C (100 % of In) 35...40 °C (96 % of In) 40...45 °C (89 % of In) 45...50 °C (84 % of In) 50...55 °C (78 % of In)
Operating altitude	1000 m 100 % of In (indoor) 2000 m 99 % of In (indoor) 3000 m 96 % of In (indoor) 4000 m 90 % of In (indoor) 1000 m 98 % of In (outdoor) 2000 m 94 % of In (outdoor) 3000 m 89 % of In (outdoor) 4000 m 83 % of In (outdoor)
Environmental characteristic	EMC directive conforming to IEC 61439-6

Packing Units

Unit Type of Package 1	PCE
Number of Units in Package 1	1
Package 1 Height	11 cm
Package 1 Width	12 cm
Package 1 Length	100 cm
Package 1 Weight	36.75 kg

Offer Sustainability

Sustainable offer status	Green Premium product
REACH Regulation	 REACH Declaration
REACH free of SVHC	Yes
EU RoHS Directive	Compliant  EU RoHS Declaration
Toxic heavy metal free	Yes
Mercury free	Yes
China RoHS Regulation	 China RoHS Declaration
RoHS exemption information	 Yes
Environmental Disclosure	 Product Environmental Profile
Circularity Profile	 End Of Life Information
WEEE	The product must be disposed on European Union markets following specific waste collection and never end up in rubbish bins
Halogen content performance	Halogen free product