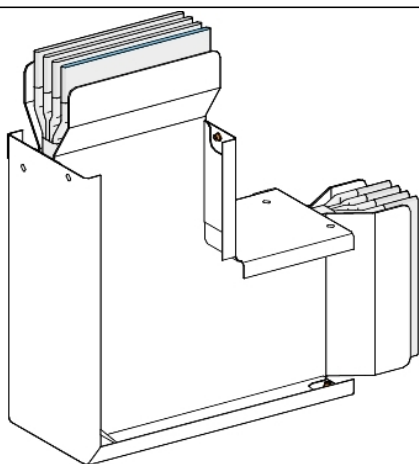


KTA3200LC4E

Edgewise elbow, Canalis KTA, aluminium, 3200A, 3L+N+PE, 2 made to measure branches



Main

| | |
|--------------------------------|---------------------------------|
| Range | Canalis |
| Product name | KT |
| Product or component type | Elbow |
| Busbar description | Standard |
| Device short name | KTA |
| Device application | Change direction |
| Material | Aluminium |
| [Ie] rated operational current | 3200 A at 35 °C |
| Polarity | 3L + N + PE |
| Direction change type | Direction 1: edgewise to upward |
| Operating angle | 90 ° |
| Earth conductor | Standard earth |
| Short-circuit level | Standard version |
| Provided equipment | Trunking unit Joining unit |

Complementary

| | |
|--|--|
| Housing material | Polyester film |
| Contacts material | Copper |
| [Ue] rated operational voltage | 1000 V |
| Network frequency | 50/60 Hz |
| [Ui] rated insulation voltage | 1000 V |
| [Icw] rated short-time withstand current | 86 kA |
| [Ipk] rated peak withstand current | 189 kA |
| Radiated magnetic field | 2.1 µT |
| Thermal stress limit | 7396000 kA².s |
| THDI | 0...15 % 3200 A 15...33 % 4000 A |
| Maximum voltage drop | <0.0018 V with power factor = 1 at 50 Hz with 1A for 100 m long <0.0019 V with power factor = 0.9 at 50 Hz with 1A for 100 m long <0.0018 V with power factor = 0.8 at 50 Hz with 1A for 100 m long <0.0017 V with power factor = 0.7 at 50 Hz with 1A for 100 m long |
| Neutral position | Right |
| Standards | IEC 61439-1 IEC 61439-6 |
| Dimension type | Made to measure |
| Width | 140 mm |
| Depth | 324 mm |
| Height | 324 mm |
| Length | Direction 1: 401...620 mm Direction 2: 401...1400 mm |
| Colour | White (RAL 9001) |
| Linear load | 37 kg/m |

The information provided in this documentation contains general descriptions and/or technical characteristics of the performance of the products contained herein. This documentation is not intended as a substitute for and is not to be used for determining suitability or reliability of these products for specific user applications. It is the duty of any such user or integrator to perform the appropriate and complete risk analysis, evaluation and testing of the products with respect to the relevant specific application or use thereof. Neither Schneider Electric Industries SAS nor any of its affiliates or subsidiaries shall be responsible or liable for misuse of the information contained herein.





Environment

| | |
|-------------------------|---|
| IP degree of protection | IP55 conforming to IEC 60529 |
| IK degree of protection | IK08 conforming to IEC 62262 |
| Derating factor | 0...35 °C (100 % of In) 35...40 °C (97 % of In) 40...45 °C (93 % of In) 45...50 °C (90 % of In) 50...55 °C (86 % of In) |

Packing Units

| | |
|------------------------------|-----------|
| Unit Type of Package 1 | PCE |
| Number of Units in Package 1 | 1 |
| Package 1 Height | 14.0 cm |
| Package 1 Width | 140.0 cm |
| Package 1 Length | 140.0 cm |
| Package 1 Weight | 78.477 kg |

Offer Sustainability

| | |
|----------------------------|---|
| EU RoHS Directive | Compliant with Exemptions |
| Mercury free | Yes |
| China RoHS Regulation |  China RoHS Declaration |
| RoHS exemption information |  Yes |
| Environmental Disclosure |  Product Environmental Profile |
| Circularity Profile |  End Of Life Information |
| WEEE | The product must be disposed on European Union markets following specific waste collection and never end up in rubbish bins |