

### Main

Range	Canalis
Product name	KT
Product or component type	Zed elbow
Busbar description	Standard
Device short name	KTC
Device application	Change direction
Material	Copper
[Ie] rated operational current	6300 A at 35 °C
Polarity	3L + PE
Direction change type	Direction 1: flat to left Direction 2: flat to right
Operating angle	90 °
Earth conductor	Standard earth
Short-circuit level	Standard version
Provided equipment	Trunking unit Jointing unit

### Complementary

Housing material	Polyester film
Contacts material	Copper
[Ue] rated operational voltage	1000 V
Network frequency	50/60 Hz
[Ui] rated insulation voltage	1000 V
[Icw] rated short-time withstand current	120 kA
[Ipk] rated peak withstand current	264 kA
Radiated magnetic field	4.5 µT
Thermal stress limit	14400000 kA².s
THDI	33...100 % 4000 A 15...33 % 5000 A 0...15 % 6300 A
Maximum voltage drop	<0.00065 V with power factor = 1 at 50 Hz with 1A for 100 m long <0.00075 V with power factor = 0.9 at 50 Hz with 1A for 100 m long <0.00075 V with power factor = 0.8 at 50 Hz with 1A for 100 m long <0.0007 V with power factor = 0.7 at 50 Hz with 1A for 100 m long
Neutral position	Right
Standards	IEC 61439-1 IEC 61439-6
Dimension type	Made to measure
Width	140 mm
Height	Direction 2: 130...599 mm
Colour	White (RAL 9001)
Length	Direction 1: 300 mm Direction 3: 300 mm
Linear load	102 kg/m

The information provided in this documentation contains general descriptions and/or technical characteristics of the performance of the products contained herein. This documentation is not intended as a substitute for and is not to be used for determining suitability or reliability of these products for specific user applications. It is the duty of any such user or integrator to perform the appropriate and complete risk analysis, evaluation and testing of the products with respect to the relevant specific application or use thereof. Neither Schneider Electric Industries SAS nor any of its affiliates or subsidiaries shall be responsible or liable for misuse of the information contained herein.





## Environment

IP degree of protection	IP55 conforming to IEC 60529
IK degree of protection	IK08 conforming to IEC 62262
Derating factor	0...35 °C (100 % of In) 35...40 °C (95 % of In) 40...45 °C (90 % of In) 45...50 °C (84 % of In) 50...55 °C (79 % of In)

## Packing Units

Unit Type of Package 1	PCE
Number of Units in Package 1	1
Package 1 Height	62.2 cm
Package 1 Width	196.0 cm
Package 1 Length	114.0 cm
Package 1 Weight	338.0 kg

## Offer Sustainability

Sustainable offer status	Green Premium product
REACH Regulation	 <a href="#">REACH Declaration</a>
EU RoHS Directive	Compliant with Exemptions
Mercury free	Yes
China RoHS Regulation	 <a href="#">China RoHS Declaration</a>
RoHS exemption information	 <a href="#">Yes</a>
Environmental Disclosure	 <a href="#">Product Environmental Profile</a>
Circularity Profile	 <a href="#">End Of Life Information</a>
WEEE	The product must be disposed on European Union markets following specific waste collection and never end up in rubbish bins