



Main

Range of product	PowerPacT multistandard
Range	PowerPacT
Product name	H-Frame
Device short name	H-Frame
Product or component type	Circuit breaker
Device application	Distribution

Complementary

Poles description	3P
Control type	Toggle
Mounting mode	Unit mount
Mounting support	Backplate DIN rail Flush
Electrical connection	Terminal nut, line side Terminal nut, load side
[In] rated current	50 A at 40 °C
[Ui] rated insulation voltage	750 V AC 50/60 Hz conforming to IEC 60947-2
[Uimp] rated impulse withstand voltage	8 kV conforming to IEC 60947-2
[Ue] rated operational voltage	525 V AC 50/60 Hz conforming to IEC 60947-2 690 V AC 50/60 Hz conforming to IEC 947-2 600 V AC 50/60 Hz conforming to UL 489
Breaking capacity code	HJ
Suitability for isolation	Yes
Utilisation category	Category A
Mechanical durability	4000 cycles
Electrical durability	4000 cycles
Connection pitch	45 mm
Local signalling	ON/OFF indication
Contact position indicator	Yes
Trip unit name	TM
Trip unit technology	Thermal-magnetic
Trip unit protection functions	Basic protection
Trip unit rating	50 A
Display type	3 LEDs
Breaking capacity	Icu: 100 kA at 220/240 V - AC conforming to IEC 947-2 Icu: 65 kA at 380/415 V - AC conforming to IEC 947-2 Icu: 65 kA at 440/480 V - AC conforming to IEC 947-2 Icu: 25 kA at 500/525 V - AC conforming to IEC 947-2 100 KA at 240 V - AC conforming to UL 489 65 KA at 480 V - AC conforming to UL 489 25 kA at 600 V - AC conforming to UL 489

The information provided in this documentation contains general descriptions and/or technical characteristics of the products of the company at the time of publication. It is not intended as a substitute for and is not to be used for determining suitability or reliability of these products for specific user applications. It is the duty of any such user or integrator to perform the appropriate and complete risk analysis, evaluation and testing of the products with respect to the relevant specific application or use thereof. Neither Schneider Electric Industries SAS nor any of its affiliates or subsidiaries shall be responsible or liable for misuse of the information contained herein.

[Ics] rated service breaking capacity	Ics: 100 kA at 220/240 V - AC conforming to IEC 947-2 Ics: 65 kA at 380/415 V - AC conforming to IEC 947-2 Ics: 65 kA at 440/480 V - AC conforming to IEC 947-2 Ics: 25 kA at 500/525 V - AC conforming to IEC 947-2
Long time pick-up adjustment type Ir	Fixed
Long time pick-up adjustment range	1 In
Short-time pick-up adjustment type Isd	Fixed
[Isd] short-time pick-up adjustment range	850 A
Overvoltage category	II
Provision for padlocking	Non padlockable
Height	163 mm
Width	104 mm
Depth	86 mm
Standards	NMX J-266 W-C-375B/GEN UL 489 CSA C22.2 No 5 IEC 60947-2 NEMA AB1
Product certifications	CE[RETURN]CCC
Net weight	2.2 kg
Tightening torque	5 N.m for 2.5...95 mm² (AWG 14...AWG 3/0)






Environment

IP degree of protection	IP40 conforming to IEC 60529
IK degree of protection	IK07 conforming to IEC 62262
Pollution degree	3 conforming to IEC 60947-1 3 conforming to IEC 60664-1
Ambient air temperature for operation	40 °C
Ambient air temperature for storage	-50...85 °C

Packing Units

Unit Type of Package 1	PCE
Number of Units in Package 1	1
Package 1 Height	13.018 cm
Package 1 Width	18.415 cm
Package 1 Length	21.433 cm
Package 1 Weight	1.868 kg
Unit Type of Package 2	S04
Number of Units in Package 2	6
Package 2 Height	30.0 cm
Package 2 Width	40.0 cm
Package 2 Length	60.0 cm
Package 2 Weight	11.974 kg

Offer Sustainability

Sustainable offer status	Green Premium product
REACH Regulation	 REACH Declaration
EU RoHS Directive	Compliant with Exemptions
Mercury free	Yes
China RoHS Regulation	 China RoHS Declaration
RoHS exemption information	 Yes
Environmental Disclosure	 Product Environmental Profile
Circularity Profile	 End Of Life Information
WEEE	The product must be disposed on European Union markets following specific waste collection and never end up in rubbish bins
PVC free	Yes