


XAPD4504

Die cast empty control station, Harmony XAP,
XB2 SL, zinc alloy, grey, M25, 4 cut outs
22mm, 80x220x77mm



Main

Range of product	Harmony XAP
Product or component type	Die-cast empty control station
Device short name	XAPD
Product destination	For Ø 22 mm control and signalling units
Product front plate size	80 x 220 mm
Usable depth	74.5 mm
Number of cut-out	4 cut-outs
Colour of base of enclosure	Grey (RAL 7035)
Colour of cover	Grey (RAL 7035)
Material	Die cast zinc
Sale per indivisible quantity	1
IP degree of protection	IP65 conforming to EN/IEC 60529 and EN/IEC 60947-5-1

Complementary

Number of vertical rows	1
Number of horizontal rows	4
Cut-out dimensions	Ø 22 mm
Control station type	Metal
Cable entry	1 x cable gland conforming to ISO
Thread type	M25 x 1.5
CAD overall width	80 mm
CAD overall height	220 mm
CAD overall depth	77 mm
Net weight	1.38 kg

Environment

Protective treatment	TC
Ambient air temperature for storage	-40...70 °C
Ambient air temperature for operation	-25...70 °C
Electrical shock protection class	Class I conforming to IEC 61140
IK degree of protection	IK07 conforming to IEC 62262
Resistance to chemical agents	Special treatment can be obtained on request
Product certifications	EAC

Packing Units

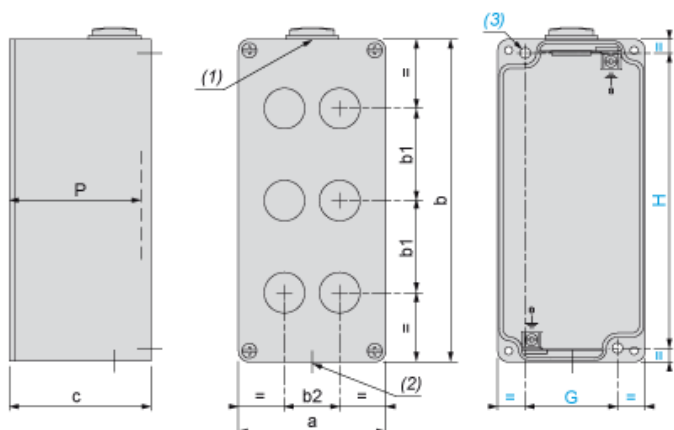
Unit Type of Package 1	PCE
Number of Units in Package 1	1
Package 1 Height	22.000 cm
Package 1 Width	8.000 cm
Package 1 Length	7.700 cm
Package 1 Weight	1.390 kg

Unit Type of Package 2	S03
Number of Units in Package 2	6
Package 2 Height	30.000 cm
Package 2 Width	30.000 cm
Package 2 Length	40.000 cm
Package 2 Weight	20.850 kg

Offer Sustainability

Sustainable offer status	Green Premium product
REACH Regulation	REACH Declaration
REACH free of SVHC	Yes
EU RoHS Directive	Pro-active compliance (Product out of EU RoHS legal scope) EU RoHS Declaration
Toxic heavy metal free	Yes
Mercury free	Yes
China RoHS Regulation	China RoHS Declaration
RoHS exemption information	Yes
Environmental Disclosure	Product Environmental Profile
Circularity Profile	No need of specific recycling operations

Dimensions and Fixing



(1): 1 hole, with blanking plug (protrusion 6 mm/0.24 in.), for cable gland ISO M25 x 1.5

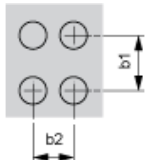
(2): 1 hole, without blanking plug, for cable gland ISO M25 x 1.5

(3): 2 x Ø 5.6 mm/0.22 in. holes, depth 19 mm/0.75 in.

P: Usable depth

a		b		c		G		H		P	
mm	in.	mm	in.	mm	in.	mm	in.	mm	in.	mm	in.
80	3.15	220	8.66	77	3.03	50	1.97	205	8.07	74.5	2.93

4 holes, Cut-out interaxis 22.5 mm ± 0.2 mm / 0.885 in. ± 0.0078 in. dimensions (vertical mounting)



b1 Vertical interaxis: 50 mm/1.97 in.

b2 Horizontal interaxis: in center of the box