


XAPD5510

Die cast empty control station, Harmony XAP, XB2 SL, aluminium, grey, M32, 10 cut outs 22mm, 85x310x77mm



Main

Range of product	Harmony XAP
Product or component type	Die-cast empty control station
Device short name	XAPD
Product destination	For Ø 22 mm control and signalling units
Product front plate size	85 x 310 mm
Usable depth	74.5 mm
Number of cut-out	10 cut-outs
Colour of base of enclosure	Grey (RAL 7035)
Colour of cover	Grey (RAL 7035)
Material	Die cast aluminium
Sale per indivisible quantity	1
IP degree of protection	IP65 conforming to EN/IEC 60529 and EN/IEC 60947-5-1

Complementary

Number of vertical rows	2
Number of horizontal rows	5
Cut-out dimensions	Ø 22 mm
Control station type	Metal
Cable entry	1 x cable gland conforming to ISO
Thread type	M25 x 1.5
CAD overall width	85 mm
CAD overall height	310 mm
CAD overall depth	77 mm
Net weight	0.81 kg

Environment

Protective treatment	TC
Ambient air temperature for storage	-40...70 °C
Ambient air temperature for operation	-25...70 °C
Electrical shock protection class	Class I conforming to IEC 61140
IK degree of protection	IK06 conforming to IEC 62262
Resistance to chemical agents	Special treatment can be obtained on request
Product certifications	EAC

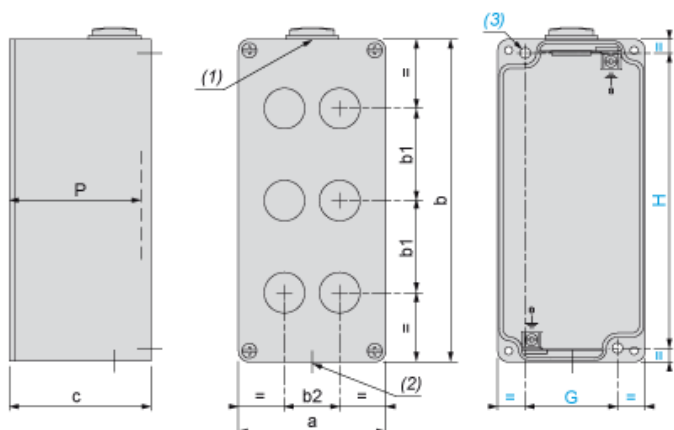
Packing Units

Unit Type of Package 1	PCE
Number of Units in Package 1	1
Package 1 Height	7.7 cm
Package 1 Width	8.5 cm
Package 1 Length	31.0 cm
Package 1 Weight	790.0 g

Offer Sustainability

Sustainable offer status	Green Premium product
REACH Regulation	REACH Declaration
REACH free of SVHC	Yes
EU RoHS Directive	Pro-active compliance (Product out of EU RoHS legal scope) EU RoHS Declaration
Toxic heavy metal free	Yes
Mercury free	Yes
China RoHS Regulation	China RoHS Declaration
RoHS exemption information	Yes
Environmental Disclosure	Product Environmental Profile
Circularity Profile	No need of specific recycling operations

Dimensions and Fixing



(1): 1 hole, with blanking plug (protrusion 6 mm/0.24 in.), for cable gland ISO M32 x 1.5

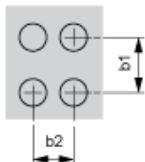
(2): 1 hole, without blanking plug, for cable gland ISO M32 x 1.5

(3): 2 x Ø 5.6 mm/0.22 in. holes, depth 19 mm/0.75 in.

P: Usable depth

a		b		c		G		H		P	
mm	in.	mm	in.	mm	in.	mm	in.	mm	in.	mm	in.
85	3.35	310	12.20	77	3.03	55	2.17	295	11.61	74.5	2.93

10 holes, Cut-out interaxis 22.5 mm ± 0.2 mm / 0.885 in. ± 0.0078 in. dimensions (vertical mounting)



b1 Vertical interaxis: 50 mm/1.97 in.

b2 Horizontal interaxis: 30 mm/1.18 in.