


XB4BP483BM5GEX

Complete illuminated push button, Harmony XB4 - ATEX D, metal, red flush, 22mm, spring return, booted, 1NC, 24...254V AC DC



Main

Range of product	Harmony XB4
Product or component type	Complete illuminated push-button
Device short name	XB4
Bezel material	Chromium plated metal
Fixing collar material	Zamak
Mounting diameter	22 mm
Sale per indivisible quantity	1
Dust zone	Zone 21 - 22
Gas zone	Zone 1 - 2
Type of operator	Spring return
Operator profile	Red flush
Operator additional information	Booted (clear silicon)
Contacts type and composition	1 NC

Complementary

Width	46.2 mm
Height	30 mm
Depth	72 mm
Net weight	0.107 kg
Device mounting	Fixing hole - diameter: 22.5 mm +/- 0.2 mm conforming to IEC 60947-1
Fixing center	>= 30 x 40 mm (support panel) - thickness: 1...6 mm
Embedding depth	58 mm
Marking	Ex db eb mb IIC Gb Ex tb IIIC Db II 2 GD
Shape of signaling unit head	Round
Contact operation	Slow-break
Positive opening	Without
Operating travel	1.657 Mm (engagement point) 4.622 Mm (changing state point) 4.452 mm (total travel)
Operating force	3.962 N
Mechanical durability	5000000 cycles
Connections - terminals	Screw clamp terminals, 2 x 1.5 mm ² with cable end conforming to IEC 60947-1 Screw clamp terminals, 1 x 2.5 mm ² without cable end conforming to IEC 60947-1
Tightening torque	0.8...1.2 N.m conforming to IEC 60947-1
[Ith] conventional free air thermal current	10 A conforming to IEC 60947-5-1
[Ui] rated insulation voltage	415 V
[Ie] rated operational current	1.9 A at 380 V, AC, A600 conforming to IEC 60947-5-1 3 A at 240 V, AC, A600 conforming to IEC 60947-5-1 6 A at 120 V, AC, A600 conforming to IEC 60947-5-1 0.27 A at 250 V, DC, Q300 conforming to IEC 60947-5-1 0.55 A at 125 V, DC, Q300 conforming to IEC 60947-5-1 2.87 A at 24 V, DC, Q300 conforming to IEC 60947-5-1
Signalling type	Steady

Light source	Integral LED
[Us] rated supply voltage	24...254 V AC/DC
Current consumption	2...10 mA
Service life	100000 h

Environment

Protective treatment	TH
Ambient air temperature for storage	-40...70 °C
Ambient air temperature for operation	-20...75 °C
Overvoltage category	I conforming to IEC 60536
IP degree of protection	IP66 conforming to IEC 60529
Standards	IEC 60079-0:2009 IEC 60079-7:2009 EN/IEC 60079-18:2009 IEC 60079-31:2009 UL 60079-0 UL 60079-18 UL 60079-31 ANSI/ISA 12.12.01 CSA C22.2 No 213
Product certifications	INERIS 04ATEX9004U

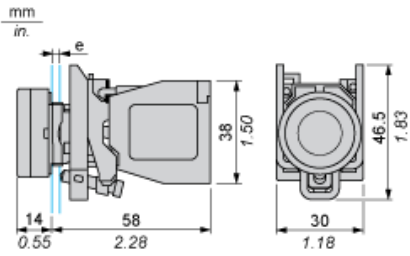
Packing Units

Unit Type of Package 1	PCE
Number of Units in Package 1	1
Package 1 Height	3.05 cm
Package 1 Width	11.43 cm
Package 1 Length	14.99 cm
Package 1 Weight	127.01 g

Offer Sustainability

Sustainable offer status	Green Premium product
REACH Regulation	REACH Declaration
REACH free of SVHC	Yes
EU RoHS Directive	Pro-active compliance (Product out of EU RoHS legal scope) EU RoHS Declaration
Toxic heavy metal free	Yes
Mercury free	Yes
China RoHS Regulation	China RoHS Declaration
RoHS exemption information	Yes
Environmental Disclosure	Product Environmental Profile
Circularity Profile	End Of Life Information
WEEE	The product must be disposed on European Union markets following specific waste collection and never end up in rubbish bins

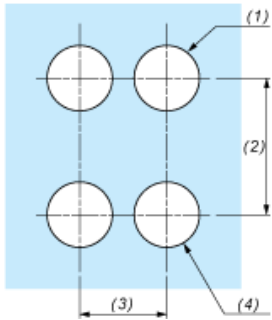
Dimensions



e : support thickness: 1 to 6 mm / 0.04 to 0.24 in.

Panel Cut-out for Pushbuttons, Switches and Pilot Lights (Finished Holes, Ready for Installation)

Connection by Screw Clamp Terminals



- (1) Diameter on finished panel or support
- (2) 40 mm min. / 1.57 in. min.
- (3) 30 mm min. / 1.18 in. min.
- (4) $\varnothing 22.5 \text{ mm} / 0.89 \text{ in. recommended } (\varnothing 22.3 \text{ mm }_0^{+0.4} / 0.88 \text{ in. }_0^{+0.016})$