

# XB5AS84W3B5

Antimicrobial Illuminated emergency stop,  
Harmony XB5, plastic, 22mm, trigger latching  
turn to release, white red LED, 24V AC DC, 1  
NO + 1 NC



## Main

Range of product	Harmony XB5
Product or component type	Emergency stop push-button Emergency switching off push-button
Device short name	XB5
Bezel material	Plastic
Fixing collar material	Plastic
Head type	Standard
Mounting diameter	22 mm
Sale per indivisible quantity	1
Local signalling	Red LED / white LED 24 V AC/DC
Light source	Protected LED
[Us] rated supply voltage	24 V
Light source colour	White Red
Shape of signaling unit head	Round
Type of operator	Trigger action and mechanical latching
Reset	Turn to release
Operator profile	Red square 32 mm, IEC
Contact operation	Slow-break
Connections - terminals	Screw-clamp terminals, $\leq 2 \times 1.5 \text{ mm}^2$ with or without cable end conforming to IEC 60947-1 Screw-clamp terminals, $\geq 1 \times 0.22 \text{ mm}^2$ with or without cable end conforming to IEC 60947-1
Device presentation	Complete product

## Complementary

[Us] rated supply voltage	24 V AC/DC at 50/60 Hz
Height	60 mm
Width	60 mm
Depth	85 mm
Terminals description ISO n°1	(1-2)NC (3-4)NO
Net weight	0.107 kg
Electrical insulation class	Class II conforming to IEC 61140
Resistance to high pressure washer	7000000 Pa at 55 °C, distance : 0.1 m
Device mounting	Fixing hole - diameter: 22.5 mm +/- 0.2 mm Fixing hole - diameter: 9 mm +/- 0.5 mm
Fixing mode	Fixing nut (+/- 0.2)
Contacts usage	Standard
Positive opening	With NC contact conforming to IEC 60947-5-1 appendix K
Operating travel	1.5 Mm (NC changing electrical state) 4.3 mm (total travel)
Mechanical durability	300000 cycles

Tightening torque	0.8...1.2 N.m conforming to IEC 60947-1
Shape of screw head	Cross compatible with Philips no 1 screwdriver Cross compatible with pozidriv No 1 screwdriver Slotted compatible with flat Ø 4 mm screwdriver Slotted compatible with flat Ø 5.5 mm screwdriver
Contacts material	Silver alloy (Ag/Ni)
Short-circuit protection	10 A cartridge fuse type gG conforming to IEC 60947-5-1
[Ith] conventional free air thermal current	10 A conforming to IEC 60947-5-1
[Ui] rated insulation voltage	600 V (pollution degree 3) conforming to IEC 60947-1
Resistance to electrostatic discharge	4 kV on contact (on metal parts) conforming to IEC 61000-4-2 8 kV in free air (in insulating parts) conforming to IEC 61000-4-2
[Uimp] rated impulse withstand voltage	6 kV conforming to IEC 60947-1
[Ie] rated operational current	3 A at 240 V, AC-15, A600 conforming to IEC 60947-5-1 6 A at 120 V, AC-15, A600 conforming to IEC 60947-5-1 0.1 A at 600 V, DC-13, Q600 conforming to IEC 60947-5-1 0.27 A at 250 V, DC-13, Q600 conforming to IEC 60947-5-1 0.55 A at 125 V, DC-13, Q600 conforming to IEC 60947-5-1 1.2 A at 600 V, AC-15, A600 conforming to IEC 60947-5-1
Electrical durability	1000000 Cycles, AC-15, 2 A at 230 V, operating rate <3600 cyc/h, load factor: 0.5 conforming to IEC 60947-5-1 appendix C 1000000 Cycles, AC-15, 3 A at 120 V, operating rate <3600 cyc/h, load factor: 0.5 conforming to IEC 60947-5-1 appendix C 1000000 Cycles, AC-15, 4 A at 24 V, operating rate <3600 cyc/h, load factor: 0.5 conforming to IEC 60947-5-1 appendix C 1000000 Cycles, DC-13, 0.2 A at 110 V, operating rate <3600 cyc/h, load factor: 0.5 conforming to IEC 60947-5-1 appendix C 1000000 cycles, DC-13, 0.5 A at 24 V, operating rate <3600 cyc/h, load factor: 0.5 conforming to IEC 60947-5-1 appendix C
Electrical reliability	$\Lambda < 10\exp(-6)$ at 5 V, 1 mA in clean environment conforming to IEC 60947-5-4 $\Lambda < 10\exp(-8)$ at 17 V, 5 mA in clean environment conforming to IEC 60947-5-4





## Environment

Protective treatment	TH
Ambient air temperature for storage	-40...70 °C
Ambient air temperature for operation	-40...70 °C
IP degree of protection	IP66 conforming to IEC 60529 IP67 conforming to IEC 60529 IP69 conforming to IEC 60529 IP69K conforming to ISO 20653 Type 13 conforming to UL 50E Type 12 conforming to UL 50E Type 4 conforming to UL 50E Type 4X conforming to UL 50E
IK degree of protection	IK05 conforming to IEC 50102
Standards	IEC 60947-5-1 IEC 60947-5-4 UL 508 ISO 21702 ISO 22196:2011 UL 60947-5-5 IEC 60947-5-5 NISD
Product certifications	UL listed[RETURN]CSA[RETURN]EAC[RETURN]CCC
Vibration resistance	5 gn (f= 10...500 Hz) conforming to IEC 60068-2-6 25 mm peak to peak (f= 2...10 Hz) conforming to IEC 60068-2-6
Shock resistance	30 gn (duration = 18 ms) for half sine wave acceleration conforming to IEC 60068-2-27 50 gn (duration = 11 ms) for half sine wave acceleration conforming to IEC 60068-2-27 25 gn (duration = 6 ms) for 1000 shocks on each axis conforming to IEC 60068-2-27

## Packing Units

Unit Type of Package 1	PCE
Number of Units in Package 1	1
Package 1 Height	7.0 cm
Package 1 Width	7.0 cm
Package 1 Length	10.0 cm
Package 1 Weight	115.0 g
Unit Type of Package 2	S03
Number of Units in Package 2	40
Package 2 Height	30.0 cm
Package 2 Width	30.0 cm
Package 2 Length	40.0 cm
Package 2 Weight	5.067 kg

## Offer Sustainability

Sustainable offer status	Green Premium product
REACH Regulation	 <a href="#">REACH Declaration</a>
REACH free of SVHC	Yes
EU RoHS Directive	Pro-active compliance (Product out of EU RoHS legal scope)  <a href="#">EU RoHS Declaration</a>
Toxic heavy metal free	Yes
Mercury free	Yes
China RoHS Regulation	 <a href="#">China RoHS Declaration</a>
RoHS exemption information	 <a href="#">Yes</a>
WEEE	The product must be disposed on European Union markets following specific waste collection and never end up in rubbish bins

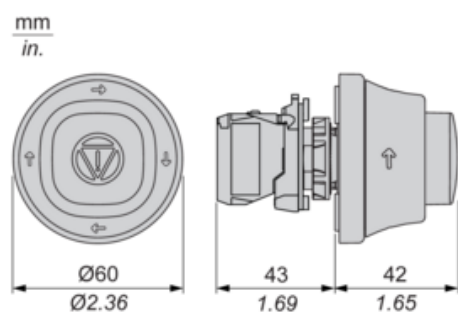
## Contractual warranty

Warranty	18 months
----------	-----------

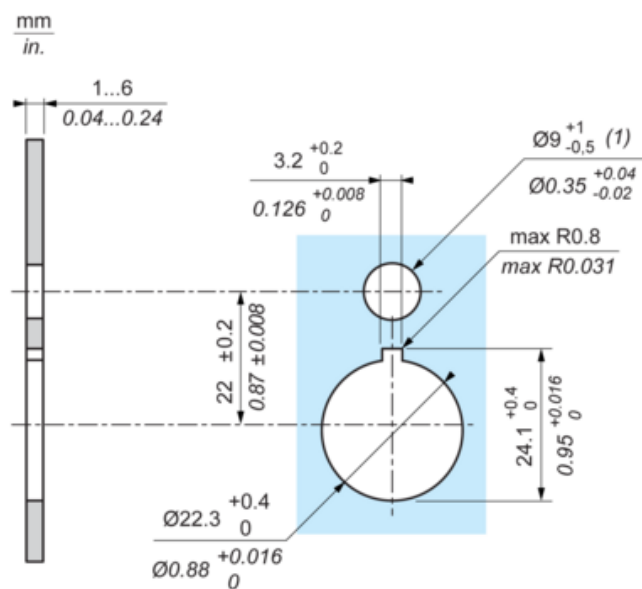
---

Dimensions

---

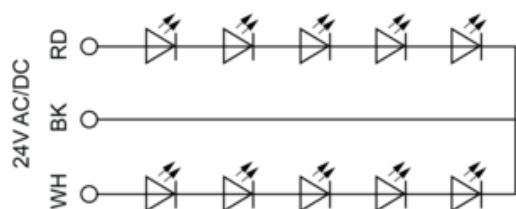


## Mounting and Clearance



(1) : For IP X9 applications, the max recommendation dimension of hole is  $\varnothing 9$  mm/ $\varnothing 0.35$  in.

## Wiring Diagram



RD : Red  
BK : Black  
WH : White