

XB7NH25

Push button. Harmony XB7. black flush
pushbutton Ø22 mm. push to release 1NO
+1NC screw clamp terminals



Main

Range of product	Harmony XB7
Product or component type	Push-button
Device short name	XB7
Mounting diameter	22 mm
Sale per indivisible quantity	10
IP degree of protection	IP20 (rear face) conforming to IEC 60529 IP65 (front face) conforming to IEC 60529
Shape of signaling unit head	Round
Type of operator	Push and push-to-release
Operator profile	Black flush
Contacts type and composition	1 NO + 1 NC
Connections - terminals	Screw clamp terminals, $\leq 2 \times 1.5 \text{ mm}^2$ with cable end conforming to IEC 60947-1 Screw clamp terminals, $1 \times 0.34 \dots 2 \times 2.5 \text{ mm}^2$ without cable end conforming to IEC 60947-1
Device presentation	Monolithic product

Complementary

CAD overall width	29 mm
CAD overall height	29 mm
CAD overall depth	51.5 mm
Terminals description ISO n°1	(21-22)NC (13-14)NO
Net weight	0.021 kg
Device mounting	Fixing hole - diameter: 22.5 mm 22.3 +0.4/0 conforming to IEC 60947-1
Fixing center	$\geq 30 \times 40 \text{ mm}$ (support panel) metal - thickness: 1...6 mm $\geq 30 \times 40 \text{ mm}$ (support panel) plastic - thickness: 2...6 mm
Fixing mode	Fixing nut beneath head: 2...2.4 N.m
Marking	Unmarked
Contact operation	Slow-break
Positive opening	With NC contact conforming to IEC 60947-5-1 appendix K
Mechanical durability	300000 cycles
Tightening torque	0.8...1.2 N.m conforming to IEC 60947-1
Shape of screw head	Cross compatible with JIS No 1 screwdriver Cross compatible with Philips no 1 screwdriver Cross compatible with pozidriv No 1 screwdriver Slotted compatible with flat Ø 4 mm screwdriver Slotted compatible with flat Ø 5.5 mm screwdriver
Short-circuit protection	4 A cartridge fuse type gG conforming to IEC 60947-5-1
[Ui] rated insulation voltage	250 V (pollution degree 3) conforming to IEC 60947-1
[Uimp] rated impulse withstand voltage	4 kV conforming to IEC 60947-1
[Ie] rated operational current	0.1 A at 250 V, DC-13, R300 conforming to IEC 60947-5-1 0.22 A at 125 V, DC-13, R300 conforming to IEC 60947-5-1 0.3 A at 240 V, AC-14, D300 conforming to IEC 60947-5-1 0.6 A at 120 V, AC-14, D300 conforming to IEC 60947-5-1

The information provided in this documentation contains general descriptions and/or technical characteristics of the performance of the products contained herein. This documentation is not intended as a substitute for and is not to be used for determining suitability or reliability of these products for specific user applications. It is the duty of any such user or integrator to perform the appropriate and complete risk analysis, evaluation and testing of the products with respect to the relevant specific application or use thereof. Neither Schneider Electric Industries SAS nor any of its affiliates or subsidiaries shall be responsible or liable for misuse of the information contained herein.

Electrical durability	1000000 Cycles, DC-13, 0.3 A at 24 V, operating rate <216000 cyc/mn, load factor: 0.5 conforming to IEC 60947-5-1 appendix C 1000000 Cycles, AC-15, 0.03 A at 230 V, operating rate <216000 cyc/mn, load factor: 0.5 conforming to IEC 60947-5-1 appendix C 1000000 cycles, AC-15, 0.09 A at 240 V, operating rate <108000 cyc/mn, load factor: 0.5 conforming to IEC 60947-5-1 appendix C
Electrical reliability	$\Lambda \leq 10\exp(-6)$ at 17 V, 5 mA conforming to IEC 60947-5-4







Environment

Protective treatment	TH
Ambient air temperature for storage	-40...70 °C
Ambient air temperature for operation	-25...70 °C
Overvoltage category	Class II conforming to IEC 61140
NEMA degree of protection	NEMA 12 conforming to UL 50 E NEMA 3 conforming to UL 50 E
Standards	IEC 60947-1 CSA C22.2 No 14 JIS C8201-5-1 UL 508 IEC 60947-5-1 JIS C8201-1
Product certifications	CCC[RETURN]GOST
Vibration resistance	5 gn (f= 2...500 Hz) conforming to IEC 60068-2-6
Shock resistance	50 gn (duration = 11 ms) for half sine wave acceleration conforming to IEC 60068-2-27 30 gn (duration = 18 ms) for half sine wave acceleration conforming to IEC 60068-2-27

Packing Units

Unit Type of Package 1	PCE
Number of Units in Package 1	1
Package 1 Height	3 cm
Package 1 Width	12 cm
Package 1 Length	12 cm
Package 1 Weight	23 g

Offer Sustainability

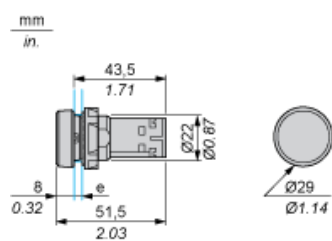
Sustainable offer status	Green Premium product
REACH Regulation	 REACH Declaration
EU RoHS Directive	Pro-active compliance (Product out of EU RoHS legal scope)  EU RoHS Declaration
Toxic heavy metal free	Yes
Mercury free	Yes
China RoHS Regulation	 China RoHS Declaration
RoHS exemption information	 Yes
Environmental Disclosure	 Product Environmental Profile
Circularity Profile	 End Of Life Information
WEEE	The product must be disposed on European Union markets following specific waste collection and never end up in rubbish bins

Contractual warranty

Warranty	18 months
----------	-----------

Pushbutton, Flush Type

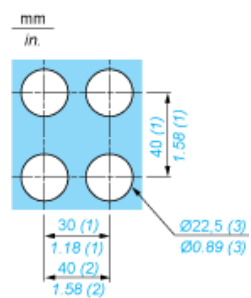
Dimensions



- e Support panel thickness: 1 to 6 mm/0.4 to 0.24 in. (metal), 2 to 6 mm/0.8 to 0.24 in. (plastic).

Mounting

Diameter of Finished Fixing Holes



- (1) Minimum value.
- (2) 40 mm/1.58 in. for Emergency switching off pushbutton only.
- (3) Standard value: Ø 22.3 (0; + 0.4) mm/Ø 0.88 (0; + 0.02) in.

“U” Type Tag Connection



- (1) 6.5 mm/0.26 in. recommended, 7 mm/0.28 in. max.
- (2) M3 screw clamp terminal.

Wiring

