



Main

Range of product	Modicon MCM
Product or component type	Safe communication expansion module
Device short name	XPSMCM
[Us] rated supply voltage	24 V - 20...20 % DC

Complementary

Power dissipation in W	3 W
Safety level	Can reach category 4 conforming to ISO 13849-1 Can reach PL = e conforming to ISO 13849-1 Can reach SIL 3 conforming to IEC 61508 Can reach SILCL 3 conforming to IEC 62061
Quality labels	CE
Range compatibility	Preventa XPSMCM
Connector type	4 ways RS485
Number of port	1
Communication port protocol	RS485
Current consumption	0.125 mA
Maximum cable distance between devices	50 m
Local signalling	LED green with PWR marking for power ON LED green with RUN marking for operating LED red with E IN marking for internal error LED red with E EX marking for external error
Connections - terminals	2 captive screw clamp terminals, removable terminal block
Cable cross section	0.2...1.5 Mm² - AWG 24...AWG 16 flexible cablewithout cable end 0.2...2.5 Mm² - AWG 24...AWG 14 flexible cablewithout cable end 0.25...1 Mm² - AWG 23...AWG 18 flexible cablewith cable end, without bezel 0.25...2.5 Mm² - AWG 23...AWG 14 flexible cablewith cable end, with bezel 0.25...2.5 Mm² - AWG 23...AWG 14 flexible cablewith cable end, without bezel 0.5...1.5 Mm² - AWG 20...AWG 16 flexible cablewith cable end, with double bezel 0.2...1 Mm² - AWG 24...AWG 18 solid cablewithout cable end 0.2...2.5 mm² - AWG 24...AWG 14 solid cablewithout cable end
Mounting support	Omega 35 mm DIN rail conforming to EN 50022
Width	22.5 mm
Height	99 mm
Depth	114.5 mm
Net weight	0.3 kg

Environment

Product certifications	cULus[RETURN]RCM[RETURN]TÜV
IP degree of protection	IP20
Ambient air temperature for operation	-10...55 °C
Ambient air temperature for storage	-20...85 °C
Relative humidity	10...95 %
Pollution degree	2

Insulation	250 V AC between power supply and housing conforming to IEC 61800-5-1
Overvoltage category	II
Electromagnetic compatibility	Electrostatic discharge immunity test - test level: 6 kV (on contact) conforming to IEC 61000-4-2 Electrostatic discharge immunity test - test level: 20 kV (on air) conforming to IEC 61000-4-2 Susceptibility to electromagnetic fields - test level: 10 V/m (80...1000 MHz) conforming to IEC 61000-4-3 Susceptibility to electromagnetic fields - test level: 30 V/m (1.4 GHz...2 GHz) conforming to IEC 61000-4-3
Vibration resistance	+/-0.35 mm (f= 10...55 Hz) conforming to IEC 61496-1
Shock resistance	10 gn (duration = 16 ms) for 1000 shocks on each axis conforming to IEC 61496-1
Operating altitude	2000 m
Service life	20 year(s)

Packing Units

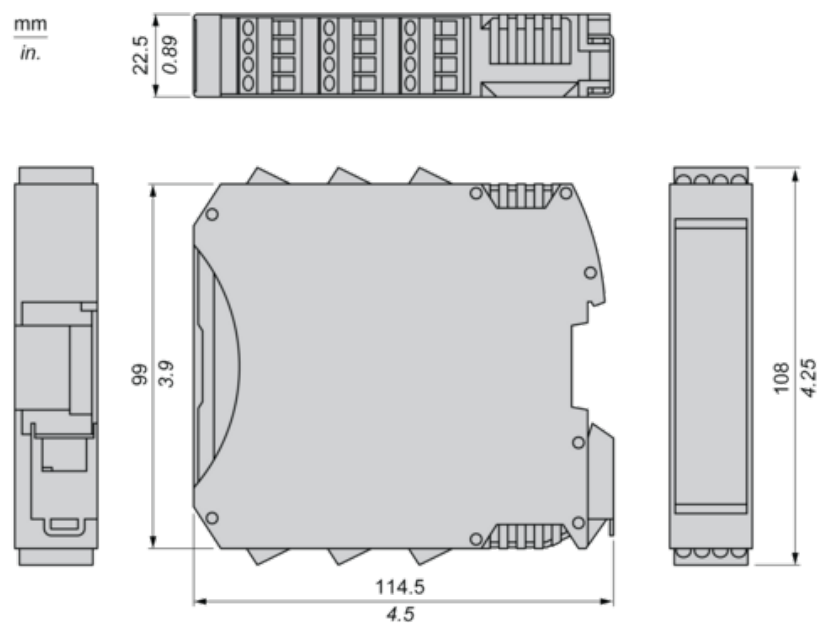
Unit Type of Package 1	PCE
Number of Units in Package 1	1
Package 1 Height	4.200 cm
Package 1 Width	12.200 cm
Package 1 Length	15.800 cm
Package 1 Weight	201.000 g
Unit Type of Package 2	S01
Number of Units in Package 2	6
Package 2 Height	15.000 cm
Package 2 Width	15.000 cm
Package 2 Length	40.000 cm
Package 2 Weight	1.451 kg

Offer Sustainability

REACH Regulation	 REACH Declaration
REACH free of SVHC	Yes
EU RoHS Directive	Pro-active compliance (Product out of EU RoHS legal scope)
Mercury free	Yes
China RoHS Regulation	 China RoHS Declaration
RoHS exemption information	 Yes
WEEE	The product must be disposed on European Union markets following specific waste collection and never end up in rubbish bins
PVC free	Yes


Dimensions

Screw Terminal



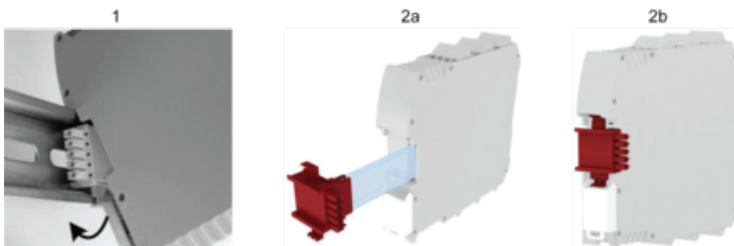
Mounting Safety Controller CPU with Module(s)

Mount BackPlane Connector on Rail



- 1 : Connect as much Backplane Connector as module to be install.
2 : Fix the connectors to the rail (Top first).

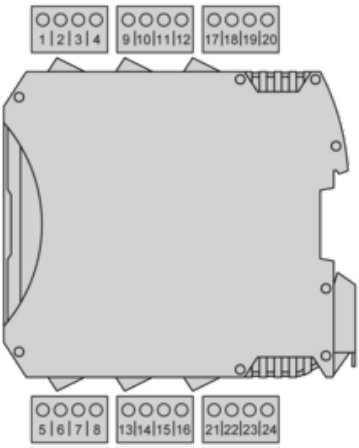
Mount Safety Controller CPU with Other Module(s)



- 1 : Mount controller CPU and modules on rail.
2 : Make sure that the controller CPU or the module(s) are plugged on the BackPlane connector.

Wiring

Terminal Designation



Terminal	Signal
1	24 VDC
2	not connected
3	BRAIDING CH1
4	0 VDC
5	not connected
6	not connected
7	not connected
8	not connected
9	CH1-A
10	CH1-B
11	CH1-C
12	CH1-D
13	not connected
14	not connected
15	not connected
16	not connected