



Main

Range of product	Modicon MCM
Product or component type	Non-safe communication module
Device short name	XPSMCM
[Us] rated supply voltage	24 V - 20...20 % DC

Complementary

Power dissipation in W	3 W
Quality labels	CE
Range compatibility	Preventa XPSMCM
Connector type	Mini B USB
Number of port	1
Method of access	Server
Transmission rate	12 Mbit/s
Communication port protocol	USB
Current consumption	0.125 mA
Maximum cable distance between devices	5 m
Local signalling	LED green with CONNECT marking for operating
Connections - terminals	2 spring clamp terminals, removable terminal block
Cable cross section	0.2...2.5 Mm ² - AWG 24...AWG 14 flexible cablewithout cable end 0.25...2.5 Mm ² - AWG 23...AWG 14 flexible cablewith cable end, with bezel 0.25...2.5 Mm ² - AWG 23...AWG 14 flexible cablewith cable end, without bezel 0.2...2.5 Mm ² - AWG 24...AWG 14 solid cablewithout cable end 0.5...1 mm ² - AWG 20...AWG 18 flexible cablewith cable end, with double bezel
Mounting support	Omega 35 mm DIN rail conforming to EN 50022
Width	22.5 mm
Height	99 mm
Depth	114.5 mm
Net weight	0.3 kg

Environment

Product certifications	cULus[RETURN]RCM[RETURN]TÜV
IP degree of protection	IP20
Ambient air temperature for operation	-10...55 °C
Ambient air temperature for storage	-20...85 °C
Relative humidity	10...95 %
Pollution degree	2
Insulation	250 V AC between power supply and housing conforming to IEC 61800-5-1
Overvoltage category	II

Electromagnetic compatibility	Electrostatic discharge immunity test - test level: 6 kV (on contact) conforming to IEC 61000-4-2 Electrostatic discharge immunity test - test level: 20 kV (on air) conforming to IEC 61000-4-2 Susceptibility to electromagnetic fields - test level: 10 V/m (80...1000 MHz) conforming to IEC 61000-4-3 Susceptibility to electromagnetic fields - test level: 30 V/m (1.4 GHz...2 GHz) conforming to IEC 61000-4-3
Vibration resistance	+/-0.35 mm (f= 10...55 Hz) conforming to IEC 61496-1
Shock resistance	10 gn (duration = 16 ms) for 1000 shocks on each axis conforming to IEC 61496-1
Operating altitude	2000 m
Service life	20 year(s)

Packing Units

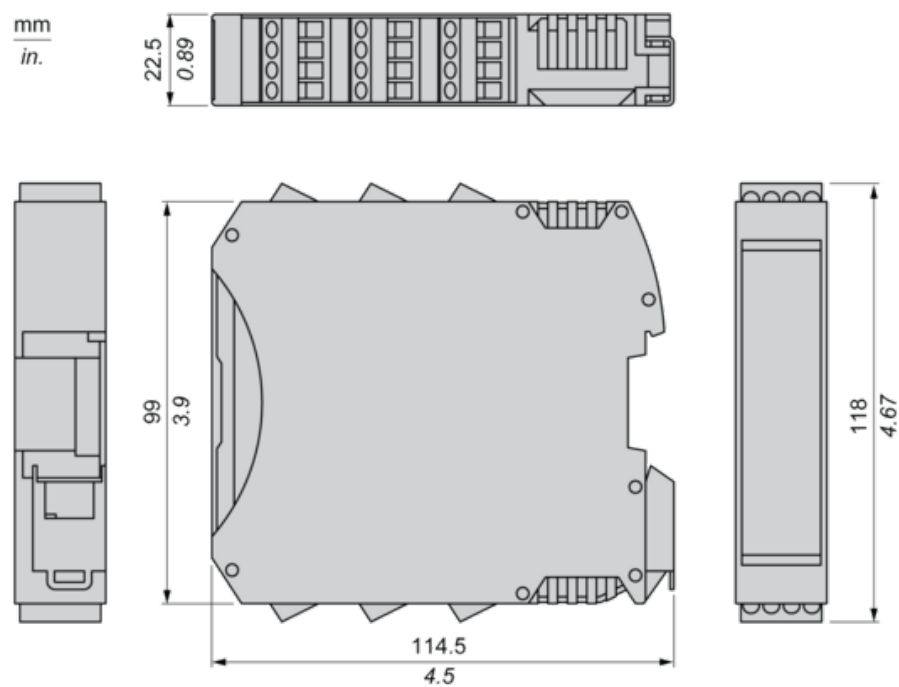
Unit Type of Package 1	PCE
Number of Units in Package 1	1
Package 1 Height	4.5 cm
Package 1 Width	12.8 cm
Package 1 Length	16.4 cm
Package 1 Weight	194.0 g
Unit Type of Package 2	S01
Number of Units in Package 2	6
Package 2 Height	15.0 cm
Package 2 Width	15.0 cm
Package 2 Length	40.0 cm
Package 2 Weight	1.337 kg

Offer Sustainability

REACH Regulation	 REACH Declaration
REACH free of SVHC	Yes
EU RoHS Directive	Pro-active compliance (Product out of EU RoHS legal scope)
Mercury free	Yes
China RoHS Regulation	 China RoHS Declaration
RoHS exemption information	 Yes
WEEE	The product must be disposed on European Union markets following specific waste collection and never end up in rubbish bins
PVC free	Yes


Dimensions

Spring Terminal



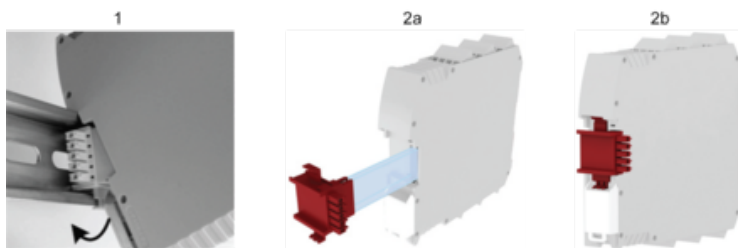
Mounting Safety Controller CPU with Module(s)

Mount BackPlane Connector on Rail



- 1 : Connect as much Backplane Connector as module to be install.
2 : Fix the connectors to the rail (Top first).

Mount Safety Controller CPU with Other Module(s)



- 1 : Mount controller CPU and modules on rail.
2 : Make sure that the controller CPU or the module(s) are plugged on the BackPlane connector.

Connection & Schema

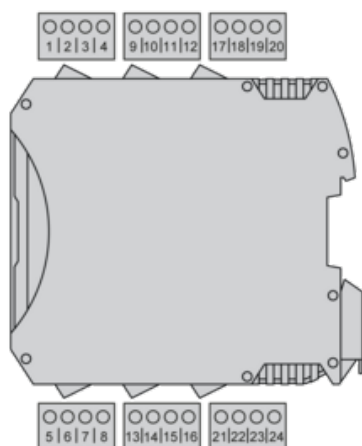
USB Connector



Description	USB (USB) communication device
Wiring	mini USB connection
Data sets	Input status, input diagnostics, fieldbus input status, probe status, safety output status, safety output diagnostics

Wiring

Terminal Designation



Terminal	Signal	Description
1	24 VDC	24 Vdc power supply
2	–	Not connected
3		
4	0 VDC	0 Vdc power supply
5	–	Not connected
6		
7		
8		

Wiring Example

