



Main

Range of product	Preventa Safety automation
Product or component type	Safe output expansion module
Device short name	XPSMCM
Electrical connection	Screw terminal
[Us] rated supply voltage	24 V - 20...20 % DC
Number of outputs	16.0 configurable for diagnostic connection
Discrete input type	Isolated
Discrete output type	DC
Function of module	Monitoring safety actuators for discrete output

Complementary

Maximum power consumption in W	3 W
Power dissipation in W	3 W
Integrated connection type	Backplane expansion bus
Number of terminal blocks	6
Connections - terminals	2 captive screw clamp terminals, removable terminal block
Load type	Resistive load
Safety level	Can reach category 1 conforming to ISO 13849-1 Can reach PL = c conforming to ISO 13849-1 Can reach SIL 1 conforming to IEC 61508 SILCL 1 conforming to IEC 62061
Quality labels	CE
Discrete input voltage	24 V DC
Discrete output voltage	24 V DC
Discrete output current	100 mA
Output load	60 Ohm
Local signalling	1 LED green with PWR marking for power ON 1 LED green with RUN marking for RUN (status) 1 LED red with E IN marking for internal error 1 LED red with E EX marking for external error 2 LEDs orange with ADDR marking for node address 16 LEDs green/red with OUT marking for output status
Cable cross section	0.2...1.5 Mm ² - AWG 24...AWG 16 flexible cablewithout cable end 0.2...2.5 Mm ² - AWG 24...AWG 14 flexible cablewith cable end, without bezel 0.25...1 Mm ² - AWG 23...AWG 18 flexible cablewith cable end, with bezel 0.25...2.5 Mm ² - AWG 23...AWG 14 flexible cablewith cable end, without bezel 0.25...2.5 Mm ² - AWG 23...AWG 14 flexible cablewith cable end, with double bezel 0.5...1.5 Mm ² - AWG 20...AWG 16 flexible cablewithout cable end 0.2...1 Mm ² - AWG 24...AWG 18 solid cable 0.2...2.5 mm ² - AWG 24...AWG 14 solid cable
Mounting support	Omega 35 mm DIN rail conforming to EN 50022
Depth	22.5 mm
Height	99 mm
Width	114.5 mm
Net weight	0.25 kg

The information provided in this documentation contains general descriptions and/or technical characteristics of the performance of the products contained herein. This documentation is not intended as a substitute for and is not to be used for determining suitability or reliability of these products for specific user applications. It is the duty of any such user or integrator to perform the appropriate and complete risk analysis, evaluation and testing of the products with respect to the relevant specific application or use thereof. Neither Schneider Electric Industries SAS nor any of its affiliates or subsidiaries shall be responsible or liable for misuse of the information contained herein.

Environment

Standards	IEC 61800-5-1 ISO 13849-1 IEC 61508 IEC 62061
Product certifications	TÜV[RETURN]RCM[RETURN]cULus
IP degree of protection	IP20 (enclosure)
Ambient air temperature for operation	-10...55 °C
Ambient air temperature for storage	-20...85 °C
Relative humidity	10...95 %
Pollution degree	2
[Uimp] rated impulse withstand voltage	4 kV conforming to IEC 61800-5-1
Safety reliability data	DC > 60 % MTTFd = 772 years high PFHd = 6.61E-9 1/h
Insulation	250 V AC between power supply and housing conforming to IEC 61800-5-1
Overvoltage category	II
Electromagnetic compatibility	Electrostatic discharge immunity test - test level: 6 kV (on contact) conforming to IEC 61000-4-2 Electrostatic discharge immunity test - test level: 20 kV (on air) conforming to IEC 61000-4-2 Susceptibility to electromagnetic fields - test level: 10 V/m (80...1000 MHz) conforming to IEC 61000-4-3 Susceptibility to electromagnetic fields - test level: 30 V/m (1.4 GHz...2 GHz) conforming to IEC 61000-4-3
Vibration resistance	+/-0.35 mm (f= 10...55 Hz) conforming to IEC 61496-1
Shock resistance	10 gn (duration = 16 ms) for 1000 shocks on each axis conforming to IEC 61496-1
Service life	20 year(s)

Packing Units

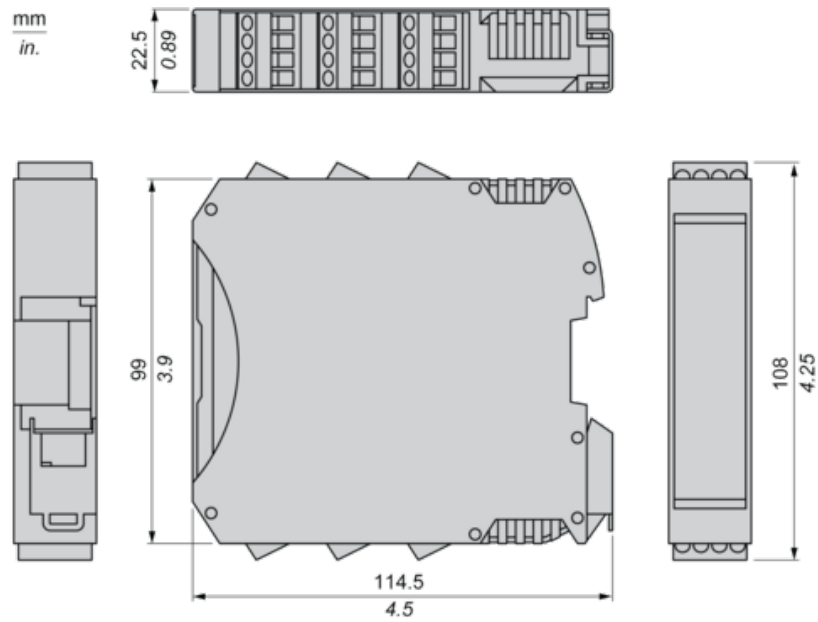
Unit Type of Package 1	PCE
Number of Units in Package 1	1
Package 1 Height	4.5 cm
Package 1 Width	12.8 cm
Package 1 Length	16.2 cm
Package 1 Weight	244.0 g
Unit Type of Package 2	S01
Number of Units in Package 2	6
Package 2 Height	15.0 cm
Package 2 Width	15.0 cm
Package 2 Length	40.0 cm
Package 2 Weight	1.72 kg

Offer Sustainability

REACH Regulation	 REACH Declaration
REACH free of SVHC	Yes
EU RoHS Directive	Pro-active compliance (Product out of EU RoHS legal scope)
Mercury free	Yes
China RoHS Regulation	 China RoHS Declaration
RoHS exemption information	 Yes
WEEE	The product must be disposed on European Union markets following specific waste collection and never end up in rubbish bins


Dimensions

Screw Terminal



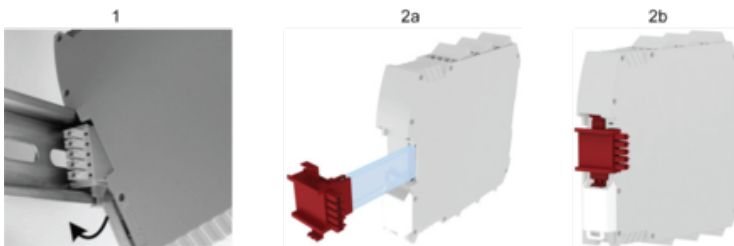
Mounting Safety Controller CPU with Module(s)

Mount BackPlane Connector on Rail



- 1 : Connect as much Backplane Connector as module to be install.
2 : Fix the connectors to the rail (Top first).

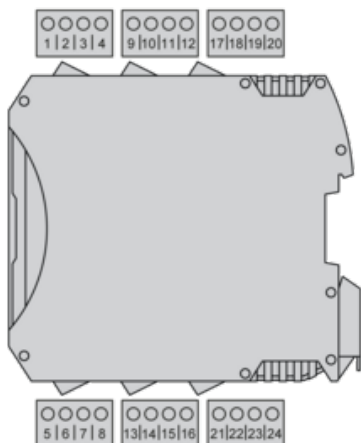
Mount Safety Controller CPU with Other Module(s)



- 1 : Mount controller CPU and modules on rail.
2 : Make sure that the controller CPU or the module(s) are plugged on the BackPlane connector.

Wiring

Terminal Designation



Terminal	Signal	Description
1	24 VDC	24 Vdc power supply
2	NODE_ADDR0	Node selection
3	NODE_ADDR1	
4	0 VDC	0 Vdc power supply
5	OUT_STATUS 1/8 24 VDC	24 Vdc power supply
6	OUT_STATUS 9/16 24 VDC	24 Vdc power supply
7	-	-
8	-	-
9	OUT_STATUS 1	Configurable output 1
10	OUT_STATUS 2	Configurable output 2
11	OUT_STATUS 3	Configurable output 3
12	OUT_STATUS 4	Configurable output 4
13	OUT_STATUS 5	Configurable output 5
14	OUT_STATUS 6	Configurable output 6
15	OUT_STATUS 7	Configurable output 7
16	OUT_STATUS 8	Configurable output 8
17	OUT_STATUS 9	Configurable output 9
18	OUT_STATUS 10	Configurable output 10
19	OUT_STATUS 11	Configurable output 11
20	OUT_STATUS 12	Configurable output 12
21	OUT_STATUS 13	Configurable output 13
22	OUT_STATUS 14	Configurable output 14
23	OUT_STATUS 15	Configurable output 15
24	OUT_STATUS 16	Configurable output 16

Wiring Example

