



Main

| | |
|-------------------------------|----------------------------------|
| Range of product | Harmony Electromechanical Relays |
| Series name | Interface relay |
| Product or component type | Plug-in relay |
| Device short name | RXG |
| Contacts type and composition | 1 C/O |

Complementary

| | |
|----------------------------------------------------------|----------------------------------------------------------------------------------------------------------------------------------------------------------|
| Status LED | With |
| Contacts material | Silver alloy (AgSnO ₂ In ₂ O ₃) |
| Maximum contact resistance | 100 mOhm |
| [I _{th}] conventional enclosed thermal current | 10 A at -40...55 °C |
| [I _e] rated operational current | 10 A at 30 V (DC) conforming to UL 10 A at 30 V (DC) conforming to IEC 10 A at 250 V (AC) conforming to IEC 10 A at 250 V (AC) conforming to UL |
| Maximum switching voltage | 250 V AC 30 V DC |
| Load current | 10 A at 250 V AC |
| Maximum switching capacity | 2500 VA |
| Minimum switching capacity | 500 mW at 100 mA, 5 V DC |
| Operating rate | <= 1800 cycles/hour under load <= 18000 cycles/hour no-load |
| Utilisation coefficient | 20 % |
| Mechanical durability | 10000000 cycles |
| Electrical durability | 100000 Cycles for NO resistive load at 55 °C 100000 cycles for NC resistive load at 55 °C |
| [U _i] rated insulation voltage | 250 V conforming to IEC 300 V conforming to CSA 300 V conforming to UL |
| [U _{imp}] rated impulse withstand voltage | 6 kV 1.2/50 µs |
| Dielectric strength | 1000 V AC between contacts with micro disconnection 5000 V AC between coil and contact with reinforced insulation |
| Coil resistance | 6300 Ohm +/- 10 % |
| Insulation resistance | 1000 MOhm at 500 V DC |
| Test levels | Level A group mounting |
| Mounting position | Any position |
| Average consumption in VA | 0.82 VA 60 Hz |
| Drop-out voltage threshold | >= 0.3 U _c AC |
| Control circuit voltage limits | 0.8... 1.1 U _c AC |
| Coil insulation class | Class F |
| Operate time | 20 ms |
| Release time | 20 ms |
| [U _c] control circuit voltage | 120 V AC 50/60 Hz |

| | |
|-------------------------|------------------|
| Safety reliability data | B10d = 100000 |
| Colour of cover | Standard |
| Local signalling | Flag |
| Torque value | 0.8 N.m |
| Net weight | 0.02 kg |
| Device presentation | Complete product |





Environment

| | |
|---------------------------------------|--------------------------------------------------------------------------------------------------------------------------------|
| Vibration resistance | 3 gn, amplitude = +/- 0.75 mm (f = 10...150 Hz)in operation 5 gn, amplitude = +/- 0.75 mm (f = 10...150 Hz)not in operation |
| IP degree of protection | IP40 |
| Shock resistance | 20 gn in operation 100 gn not in operation |
| Protection category | RT I |
| Standards | UL 508 IEC 61810-1 CSA C22.2 No 14 |
| Product certifications | CE CSA EAC UL DNV-GL |
| Pollution degree | 2 |
| Overvoltage category | III |
| Ambient air temperature for storage | -40...85 °C |
| Ambient air temperature for operation | -40...70 °C |
| Relative humidity | 10...85 % |

Packing Units

| | |
|------------------|-----------|
| Package 1 Weight | 19.700 g |
| Package 1 Height | 35.500 mm |
| Package 1 width | 13.000 mm |
| Package 1 Length | 29.000 mm |

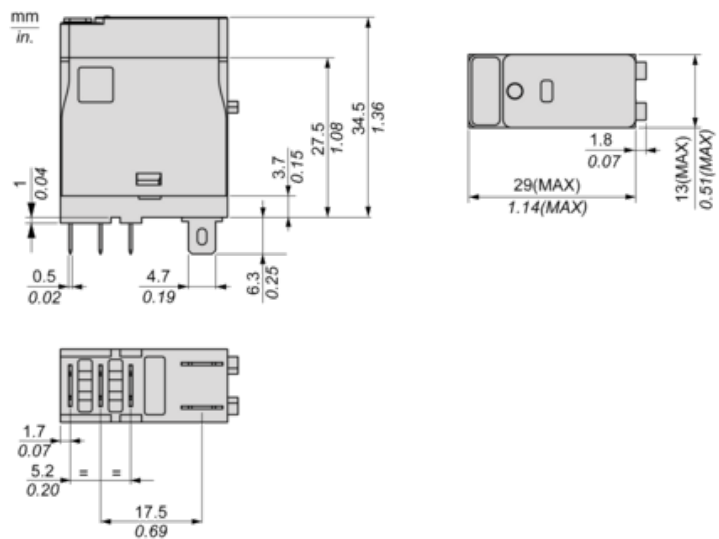
Offer Sustainability

| | |
|----------------------------|--------------------------------------------------------------------------------------------------------------------------------------------------------------------------------------|
| Sustainable offer status | Green Premium product |
| REACH Regulation |  REACH Declaration |
| REACH free of SVHC | Yes |
| EU RoHS Directive | Pro-active compliance (Product out of EU RoHS legal scope)  EU RoHS Declaration |
| Toxic heavy metal free | Yes |
| Mercury free | Yes |
| RoHS exemption information |  Yes |
| China RoHS Regulation |  China RoHS Declaration |
| Environmental Disclosure |  Product Environmental Profile |

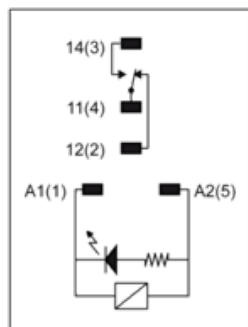
Contractual warranty

| | |
|----------|-----------|
| Warranty | 18 months |
|----------|-----------|

Dimensions

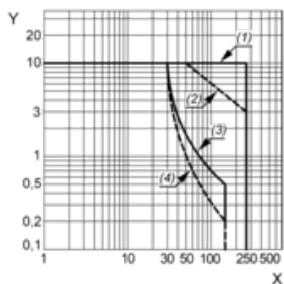


Wiring Diagram



Performance Curves

Maximum Switching Capacity



X : Switching voltage (V)

Y : Switching current (A)

(1) AC Resistive Load

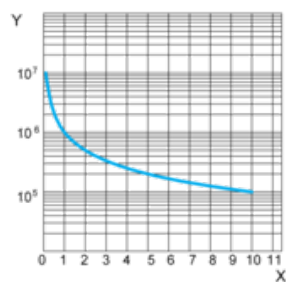
(2) AC Inductive Load $\cos(\phi)=0.4$

(3) DC Resistive Load

(4) DC Inductive Load ($L/R=7\text{ms}$)

Life Expectancy

Resistive Load

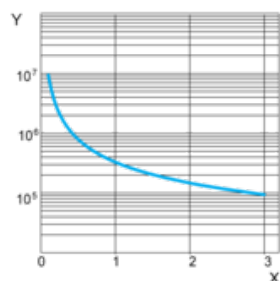


X : Contact Current (A)

Y : Operating Cycle Number

Life Expectancy

Inductive Load



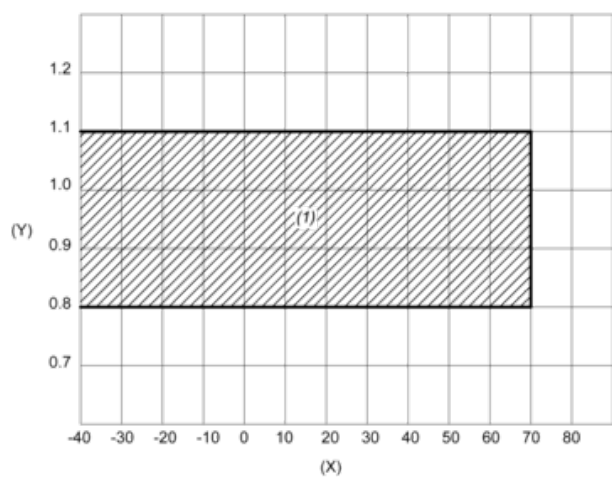
X : Contact Current (A)

Y : Operating Cycle Number

NOTE: These are typical curves, actual durability depends on load, environment, duty cycle, etc.

Coil Operating Range

AC Coil Operating Range VS Ambient Temperature



X : Ambient temperature (°C)

Y : Coil voltage (U/Uc)

(1) Permitted operating range area