



Main

Range of product	Harmony Electromechanical Relays
Product or component type	Socket
Contact terminal arrangement	Separate
Product compatibility	Plug-in relay RSL with 1 C/O contact at 48 V DC Plug-in relay RSL with 1 C/O contact at 60 V DC
Shape of pin	Flat
Device short name	RSLZ
Device presentation	Basic element
Sale per indivisible quantity	10
Switching voltage	48 V AC/DC 60 V AC/DC

Complementary

[Ith] conventional free air thermal current	6 A
[Ue] rated operational voltage	< 300 V AC
Clamping force	10...40 N
Fixing mode	Plastic compression spring (35 mm symmetrical DIN rail)
Marking	CE
CAD overall width	6.2 mm
CAD overall height	78.6 mm
CAD overall depth	101 mm
Net weight	0.023 kg
Rated operational voltage limits	54...72 V 43.2...57.6 V
Group of product	RSL_SPRING_TERS_48-60
Compatibility code	RSLZ

Environment

Connections - terminals	Spring terminals, 1 x 0.2...1 x 1.5 mm ² (AWG 24...AWG 16) flexible with cable end Spring terminals, 1 x 0.2...1 x 1.5 mm ² (AWG 24...AWG 16) solid without cable end
Standards	IEC 61984 UL 508
Product certifications	CSA GOST
Ambient air temperature for storage	-40...85 °C
Ambient air temperature for operation	-40...70 °C
IP degree of protection	IP20 conforming to EN/IEC 60529
Dielectric strength	2500 V

Packing Units

Package 1 Weight	0.028 kg
Package 1 Height	0.070 dm
Package 1 width	0.800 dm
Package 1 Length	1.020 dm

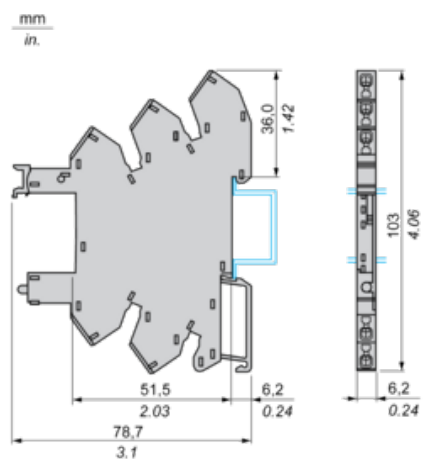
Offer Sustainability

Sustainable offer status	Green Premium product
REACH Regulation	REACH Declaration
REACH free of SVHC	Yes
EU RoHS Directive	Pro-active compliance (Product out of EU RoHS legal scope) EU RoHS Declaration
Toxic heavy metal free	Yes
Mercury free	Yes
RoHS exemption information	Yes
China RoHS Regulation	China RoHS Declaration
Environmental Disclosure	Product Environmental Profile
Circularity Profile	End Of Life Information
WEEE	The product must be disposed on European Union markets following specific waste collection and never end up in rubbish bins

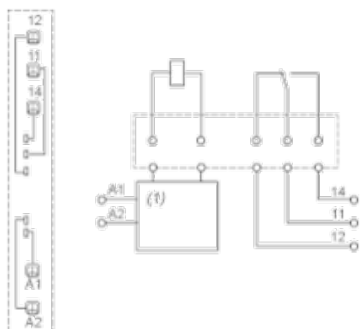
Contractual warranty

Warranty	18 months
----------	-----------

Dimensions



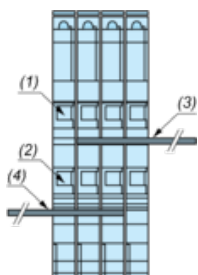
Wiring Diagram



(1) Protection circuit

Example of RSLZ2 Bus Jumper Mounting on Sockets

Side View



- (1) A1
- (2) A2
- (3) Bus jumper polarity A1
- (4) Bus jumper polarity A2