



Main

Range of product	Harmony Timer Relays
Product or component type	Power on-delay relay
Fixing mode	Plug-in (socket)
Discrete output type	Relay
Contacts type and composition	2 C/O
Component name	REXL
Time delay type	A
Time delay range	10...100 h 0.1...1 s 1...10 s 6...60 min 1...10 h 1...10 min 6...60 s

Complementary

Contacts material	Cadmium free
[Us] rated supply voltage	12 V DC
Voltage range	0.9...1.1 Us
[In] rated current	5 A AC
Repeat accuracy	+/- 0.5 %
Setting accuracy of time delay	10 % at full scale at 25 °C conforming to EN/IEC 61812-1
Temperature drift	0.05 %/°C
Maximum reset time	250 Ms after time delay, on de-energisation 50 ms during time delay, on de-energisation
Voltage drift	+/- 0.2 %/V
Maximum switching capacity	4 x 5 A
Maximum temporary permissible current	10 A for < 10 s
Minimum switching current	100 mA
Electrical durability	100000 cycles at 250 V AC resistive
Mechanical durability	10000000 cycles
Maximum power consumption	1.5 W
[Ui] rated insulation voltage	250 V conforming to IEC 255 Group C 250 V conforming to VDE 0010
Output overvoltage protection	2 J
Surge withstand	2 kV conforming to EN/IEC 61000-4-5 level 3
Creepage distance	4 kV/3 conforming to IEC 60664-1
Local signalling	1 LED (red) for output in operation 1 LED (yellow) for power ON
Net weight	0.05 kg

Environment

Immunity to microbreaks	5 ms
Dielectric strength	2 kV for 1 mA/1 minute at 50 Hz conforming to EN/IEC 60601-1 2 kV for 1 mA/1 minute at 50 Hz conforming to EN/IEC 61812-1
Standards	93/68/EEC EN/IEC 61812-1 EN/IEC 60601-1 89/336/EEC EN/IEC 60601-2 73/23/EEC EN 61000-6-2 EN 50081-2
Product certifications	UL CUL
Ambient air temperature for operation	-20...60 °C
Ambient air temperature for storage	-40...70 °C
IP degree of protection	IP50 conforming to IEC 60529
Vibration resistance	0.35 mm (f= 10...55 Hz) conforming to IEC 60068-2-6
Relative humidity	95 % without condensation conforming to IEC 60068-2-6
Resistance to electrostatic discharge	6 kV in contact conforming to EN/IEC 61000-4-2 level 3 8 kV in air conforming to EN/IEC 61000-4-2 level 3
Resistance to electromagnetic fields	10 V/m conforming to EN/IEC 61000-4-3 level 3
Resistance to fast transients	2 kV conforming to EN/IEC 61000-4-4 level 3
Immunity to radioelectric fields	10 V (0.15...80 MHz) conforming to EN/IEC 61000-4-6 level 3
Immunity to voltage dips	>= 95 % / 1 s conforming to EN/IEC 61000-4-11 30 % / 10 ms conforming to EN/IEC 61000-4-11 60 % / 100 ms conforming to EN/IEC 61000-4-11
Disturbance radiated/conducted	Class B conforming to EN 55022 (EN 55011 group 1)

Packing Units

Package 1 Weight	0.051 kg
Package 1 Height	0.300 dm
Package 1 width	0.300 dm
Package 1 Length	0.750 dm

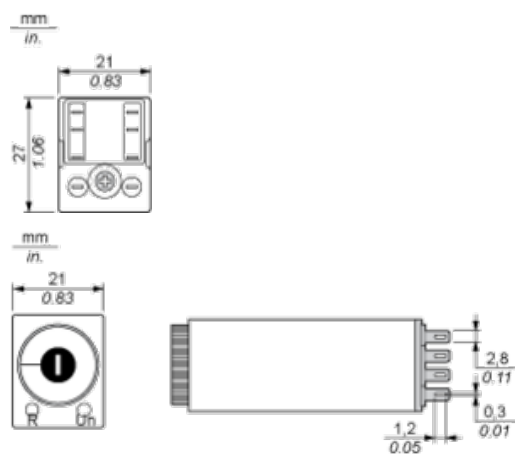
Offer Sustainability

Sustainable offer status	Green Premium product
REACH Regulation	 REACH Declaration
EU RoHS Directive	Pro-active compliance (Product out of EU RoHS legal scope)  EU RoHS Declaration
Mercury free	Yes
RoHS exemption information	 Yes
China RoHS Regulation	 China RoHS Declaration
Environmental Disclosure	 Product Environmental Profile
WEEE	The product must be disposed on European Union markets following specific waste collection and never end up in rubbish bins

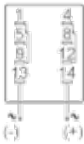
Contractual warranty

Warranty	18 months
----------	-----------

Width 21 mm



Terminal Referencing

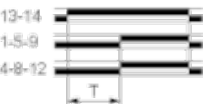


Function A : Power on Delay Relay

Description

The timing period T begins on energisation. After timing, the outputs close.

2 Timed C/O Contacts



Legend

- Relay de-energised
- Relay energised
- Output open
- Output closed

R	Relay output
T	Timing period