



Main

Range of product	Harmony Control Relays
Product or component type	3-phase control relay
Relay type	Motor temperature control relay
Product specific application	For 3-phase supply
Relay name	RM35TM
Relay monitored parameters	Phase sequence Motor temperature via PTC probe Phase failure detection
Time delay	Fixed 0.3 s
Switching capacity in VA	1250 VA
Measurement range	208...480 V voltage AC 0...20 Ohm short-circuit detection
Contacts type and composition	2 NO
[Uc] control circuit voltage	24...240 V

Complementary

Reset time	10000 ms output
Maximum switching voltage	250 V AC 250 V DC
Minimum switching current	10 mA at 5 V DC
Maximum switching current	5 A AC 5 A DC
Supply voltage limits	20.4...264 V AC 20.4...264 V DC
Power consumption in VA	0...4 VA at 24...240 V AC
Power consumption	0.5 W DC
Control circuit frequency	50...60 Hz +/- 10 %
Resistance across terminals	602 mOhm
Output contacts	2 NO
Nominal output current	5 A
Measurement voltage limits	176...528 V AC
Delay at power up	500 ms
Voltage range	176...528 V
Response time	> 50 ms (input Y1 (contact Y1-T1) and push-button)
[Uc] control circuit voltage	<= 3.6 V of temperature control circuit (T1-T2 terminals open)
Short-circuit current	0.007 A temperature sensing circuit (T1-T2 terminals short circuited)
Maximum resistance	1500 Ohm for temperature sensor at 20 °C
Tripping threshold	3100 Ohm +/- 10 % for temperature control circuit
Reset threshold	1650 Ohm +/- 10 % for temperature control circuit
Marking	CE
Overvoltage category	III conforming to IEC 60664-1

Insulation resistance	> 500 MOhm at 500 V DC between supply and relay output conforming to IEC 60255-5 > 500 MOhm at 500 V DC between measurement and relay output conforming to IEC 60664-1 > 1 MOhm at 500 V DC between supply and measurement conforming to IEC 60255-5 > 500 MOhm at 500 V DC between supply and relay output conforming to IEC 60664-1 > 500 MOhm at 500 V DC between measurement and relay output conforming to IEC 60255-5 > 1 MOhm at 500 V DC between supply and measurement conforming to IEC 60664-1
[Ui] rated insulation voltage	400 V conforming to IEC 60664-1
Supply frequency	50/60 Hz +/- 10 %
Operating position	Any position without derating
Connections - terminals	Screw terminals, 1 x 0.5...1 x 4 mm ² (AWG 20...AWG 11) solid without cable end Screw terminals, 2 x 0.5...2 x 2.5 mm ² (AWG 20...AWG 14) solid without cable end Screw terminals, 1 x 0.2...1 x 2.5 mm ² (AWG 24...AWG 12) flexible with cable end Screw terminals, 2 x 0.2...2 x 1.5 mm ² (AWG 24...AWG 16) flexible with cable end
Tightening torque	0.6...1 N.m conforming to IEC 60947-1
Housing material	Self-extinguishing plastic
Local signalling	LED (green) for power ON LED (yellow) for phase of relay (R2) LED (yellow) for temperature of relay (R1)
Mounting support	35 mm symmetrical DIN rail conforming to EN/IEC 60715
Electrical durability	10000 cycles
Mechanical durability	30000000 cycles
Operating rate	<= 360 operations/hour full load
Utilisation category	AC-12 conforming to IEC 60947-5-1 AC-13 conforming to IEC 60947-5-1 AC-14 conforming to IEC 60947-5-1 AC-15 conforming to IEC 60947-5-1 DC-12 conforming to IEC 60947-5-1 DC-13 conforming to IEC 60947-5-1
Width	35 mm
Net weight	0.13 kg

Environment

Immunity to microbreaks	20 ms at 20.4 V
Electromagnetic compatibility	Emission standard for industrial environments conforming to EN/IEC 61000-6-4 Emission standard for residential, commercial and light-industrial environments conforming to EN/IEC 61000-6-3 Immunity for industrial environments conforming to EN/IEC 61000-6-2
Standards	EN/IEC 60255-6 IEC 60034-11-2
Product certifications	GL UL GOST C-Tick CSA
Directives	73/23/EEC - low voltage directive 89/336/EEC - electromagnetic compatibility
Ambient air temperature for storage	-40...70 °C
Ambient air temperature for operation	-20...50 °C
Relative humidity	95 % at 55 °C conforming to IEC 60068-2-30
Vibration resistance	0.35 mm (f= 5...57.6 Hz) conforming to IEC 60068-2-6 1 gn (f= 57.6...150 Hz) conforming to IEC 60255-21-1
Shock resistance	15 gn for 11 ms conforming to IEC 60255-21-1
IP degree of protection	IP20 (terminals) conforming to IEC 60529 IP30 (casing) conforming to IEC 60529
Pollution degree	3 conforming to IEC 60664-1
Dielectric test voltage	2 kV, 1 min AC 50 Hz
Non-dissipating shock wave	4 kV

Packing Units

Unit Type of Package 1	PCE
Number of Units in Package 1	1
Package 1 Weight	130 g
Package 1 Height	4.5 cm
Package 1 width	7.8 cm
Package 1 Length	9.6 cm
Unit Type of Package 2	S03
Number of Units in Package 2	48
Package 2 Weight	6.918 kg
Package 2 Height	30 cm
Package 2 width	30 cm
Package 2 Length	40 cm

Offer Sustainability

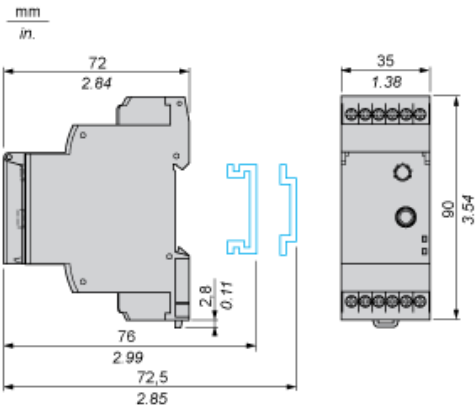
Sustainable offer status	Green Premium product
REACH Regulation	REACH Declaration
EU RoHS Directive	Pro-active compliance (Product out of EU RoHS legal scope) EU RoHS Declaration
Mercury free	Yes
RoHS exemption information	Yes
China RoHS Regulation	China RoHS Declaration
Environmental Disclosure	Product Environmental Profile
Circularity Profile	End Of Life Information

Contractual warranty

Warranty	18 months
----------	-----------

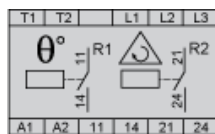
3-Phase Supply and Motor Temperature Control Relays

Dimensions and Mounting



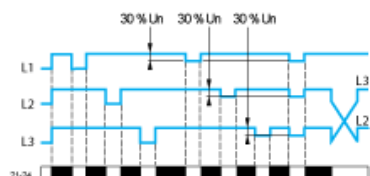
3-Phase Supply and Motor Temperature Control Relays

Wiring Diagram

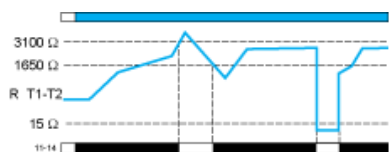


Function Diagrams

Phase Sequence Control and Phase Failure Detection ($U_{\text{measured}} < 0.7 \times \text{nominal supply voltage}$)



Motor Temperature Control via PTC Probe



Legend

U_n Nominal 3-phase supply voltage

R T1-T2 Resistance between terminals T1 and T2

11-14 R1 output relay connections

Relay status: black color = energized.

NOTE: The temperature control relay can take up to 6 PTC (positive temperature coefficient) probes wired in series between terminals T1 and T2.