



### Main

Range of product	Modicon X80
Product or component type	Analog output module
Product specific application	For severe environments
Electrical connection	20 ways 1 connector
Isolation between channels	Isolated

### Complementary

Measurement error	0.1 % of full scale 25 °C ≤ 0.45 % of full scale - 25...70 °C
Temperature drift	45 ppm/°C +/- 10 V 45 ppm/°C 0...20 mA 45 ppm/°C 4...20 mA
Minimum crosstalk attenuation	80 dB
Common mode rejection	100&nbsp;dB
Isolation voltage	1400 V DC between channels and ground 1400 V DC between channels and bus 750 V DC between channels
Detection type	Open circuit 0...20 mA Open circuit 4...20 mA Short circuit +/- 10 V
Load impedance ohmic	>= 1000 Ohm +/- 10 V ≤ 500 Ohm 0...20 mA ≤ 500 Ohm 4...20 mA
Output level	High level
Analogue output number	4
Analogue output type	Current: 0...20 mA Current: 4...20 mA Voltage: +/- 10 V
Analogue output resolution	15 bits + sign
Supply	Internal power supply via rack
Conversion time	≤ 1 ms
Maximum conversion value	0...21 mA 0...20 mA 0...21 mA 4...20 mA +/- 10.5 V +/- 10 V
Fallback mode	Configurable Predefined
Operating altitude	0...2000 m 2000...5000 m with derating factor
Status LED	1 LED (green)RUN 1 LED per channel (green)channel diagnostic 1 LED (red)ERR 1 LED (red)I/O
Net weight	0.15 kg
Power consumption in W	3 W 24 V DC typical 3.6 W 24 V DC maximum 0.45 W 3.3 V DC typical 0.51 W 3.3 V DC maximum






## Environment

Vibration resistance	3 gn
Shock resistance	30 gn
Ambient air temperature for storage	-40...85 °C
Ambient air temperature for operation	-25...70 °C
Relative humidity	5...95 % at 55 °C without condensation
IP degree of protection	IP20
Directives	2014/35/EU - low voltage directive 2014/30/EU - electromagnetic compatibility
Product certifications	CE RCM CSA EAC Merchant Navy UL ATEX IEC-Ex
Standards	EN/IEC 61010-2-201 EN/IEC 61131-2 UL 61010-2-201 CSA C22.2 No 61010-2-201
Environmental characteristic	Gas resistant class Gx Gas resistant class 3C4 Dust resistant class 3S4 Sand resistant class 3S4 Salt resistant level 2 Mold growth resistant class 3B2 Fungal spore resistant class 3B2 Hazardous location
Protective treatment	Conformal coating

## Packing Units

Unit Type of Package 1	PCE
Number of Units in Package 1	1
Package 1 Weight	226 g
Package 1 Height	5.5 cm
Package 1 width	11 cm
Package 1 Length	12 cm
Unit Type of Package 2	S02
Number of Units in Package 2	15
Package 2 Weight	3.816 kg
Package 2 Height	15 cm
Package 2 width	30 cm
Package 2 Length	40 cm

## Offer Sustainability

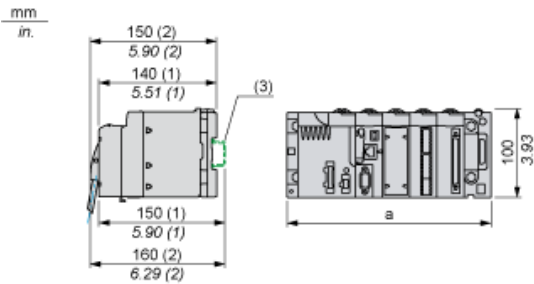
Sustainable offer status	Green Premium product
REACH Regulation	 <a href="#">REACH Declaration</a>
REACH free of SVHC	Yes
EU RoHS Directive	Pro-active compliance (Product out of EU RoHS legal scope)  <a href="#">EU RoHS Declaration</a>
Mercury free	Yes
RoHS exemption information	 <a href="#">Yes</a>
China RoHS Regulation	 <a href="#">China RoHS Declaration</a>
Environmental Disclosure	 <a href="#">Product Environmental Profile</a>
Circularity Profile	 <a href="#">End Of Life Information</a>
WEEE	The product must be disposed on European Union markets following specific waste collection and never end up in rubbish bins

Contractual warranty

Warranty	18 months
----------	-----------

Modules Mounted on Racks

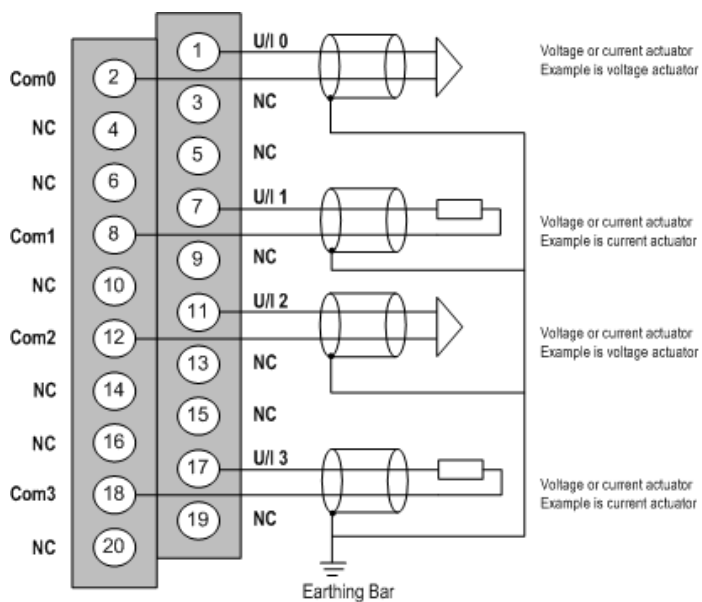
Dimensions



- (1) With removable terminal block (cage, screw or spring).
- (2) With FCN connector.
- (3) On AM1 ED rail: 35 mm wide, 15 mm deep. Only possible with BMXXBP0400/0400H/0600/0600H/0800/0800H rack.

Rack references	a in mm	a in in.
BMXXBP0400 and BMXXBP0400H	242.4	09.54
BMXXBP0600 and BMXXBP0600H	307.6	12.11
BMXXBP0800 and BMXXBP0800H	372.8	14.68
BMXXBP1200 and BMXXBP1200H	503.2	19.81

## Wiring Diagram



U/Ix + pole input for channel x

COMx pole input for channel x

Channel Voltage actuator

0

Channel Current actuator

1

The current loop is self-powered by the output and does not request any external supply.