



Main

Range of product	Modicon TM5
Product or component type	Safety dc discrete output module
Discrete output number	2
Discrete output type	Solid state

Complementary

Range compatibility	PacDrive LMC motion controller
Product compatibility	PacDrive LMC Pro 2 PacDrive LMC Pro PacDrive LMC Eco
Output voltage	24 V DC
Output voltage limits	20.4...28.8 V
Discrete output logic	Source
Current per channel	0.5 A
Maximum current per output common	1 A
Colour	Red
Peak output current	12 A
Switching frequency	<= 500 Hz resistive load
[Ures] residual voltage	120 mV without OSSD
Maximum leakage current	10 µA when switched off
Protection type	Short-circuit protection Overload protection
Isolation	500 Vrms AC insulation between channel and bus No insulation between channels
Maximum power consumption in W	0.25 W for bus 0.98 W for internal
Local signalling	1 LED green for power supply 1 LED red for power supply 2 LEDs red for safety status 2 LEDs red/orange for output status
Electrical connection	2 wires
Marking	CE
Safety level	SIL 3 conforming to IEC 61508 SIL 3 conforming to IEC 62061 PL = e conforming to EN 13849-1
Safety reliability data	MTTFd > 100 years PFD < 1E-5 PFH < 1E-9
Net weight	0.025 kg

The information provided in this documentation contains general descriptions and/or technical characteristics of the performance of the products contained herein. This documentation is not intended as a substitute for and is not to be used for determining suitability or reliability of these products for specific user applications. It is the duty of any such user or integrator to perform the appropriate and complete risk analysis, evaluation and testing of the products with respect to the relevant specific application or use thereof. Neither Schneider Electric Industries SAS nor any of its affiliates or subsidiaries shall be responsible or liable for misuse of the information contained herein.

Environment

Standards	CSA C22.2 No 142 EN 13849-1 IEC 61508 IEC 62061 UL 508 IEC 61131-2
Product certifications	CSA GOST-R CULus
Ambient air temperature for operation	-10...50 °C (vertical installation) -10...55 °C (horizontal installation)
Ambient air temperature for storage	-40...70 °C
Relative humidity	5...95 % without condensation
IP degree of protection	IP20 conforming to EN 60529
Pollution degree	2 conforming to IEC 60664
Operating altitude	0...2000 m
Storage altitude	0...3000 m
Vibration resistance	1 gn at 8.4...150 Hz on DIN rail 3.5 mm at 5...8.4 Hz
Shock resistance	15 gn for 11 ms
Electromagnetic compatibility	Electrostatic discharge immunity test, 4 kV on contact conforming to EN/IEC 61000-4-2 Electrostatic discharge immunity test, 8 kV in air conforming to EN/IEC 61000-4-2 Susceptibility to electromagnetic fields, 10 V/m 80...2000 MHz conforming to EN/IEC 61000-4-3 Electrical fast transient/burst immunity test, 1 kV I/O conforming to EN/IEC 61000-4-4 Electrical fast transient/burst immunity test, 1 kV shielded cable conforming to EN/IEC 61000-4-4 Electrical fast transient/burst immunity test, 2 kV power lines conforming to EN/IEC 61000-4-4 1.2/50 µs shock waves immunity test, 0.5 kV differential mode conforming to EN/IEC 61000-4-5 1.2/50 µs shock waves immunity test, 1 kV common mode conforming to EN/IEC 61000-4-5 Conducted RF disturbances conforming to EN/IEC 61000-4-6 Conducted and radiated emissions conforming to CISPR 11

Packing Units

Unit Type of Package 1	PCE
Number of Units in Package 1	1
Package 1 Weight	69 g
Package 1 Height	3 cm
Package 1 width	6 cm
Package 1 Length	10.5 cm

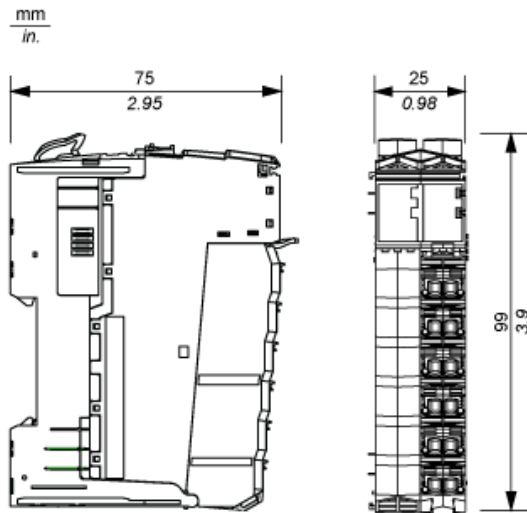
Offer Sustainability

Sustainable offer status	Green Premium product
REACH Regulation	REACH Declaration
REACH free of SVHC	Yes
EU RoHS Directive	Pro-active compliance (Product out of EU RoHS legal scope) EU RoHS Declaration
Toxic heavy metal free	Yes
Mercury free	Yes
RoHS exemption information	Yes
China RoHS Regulation	China RoHS Declaration
Environmental Disclosure	Product Environmental Profile
Circularity Profile	End Of Life Information

WEEE	The product must be disposed on European Union markets following specific waste collection and never end up in rubbish bins
PVC free	Yes
Contractual warranty	
Warranty	18 months

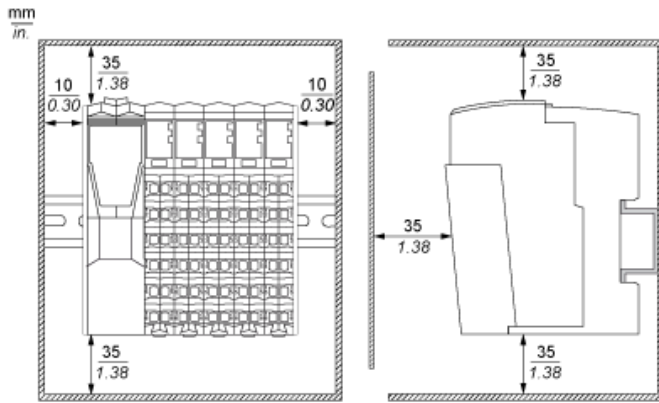
TM5 Slice

Dimensions

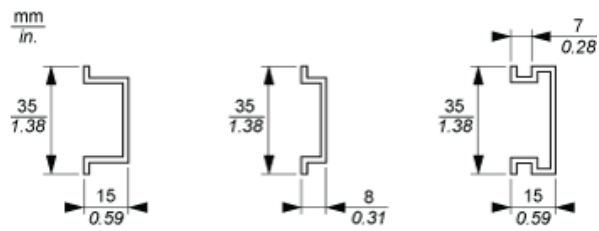


TM5 Safety System

Spacing Requirements







Mounting on a DIN Rail



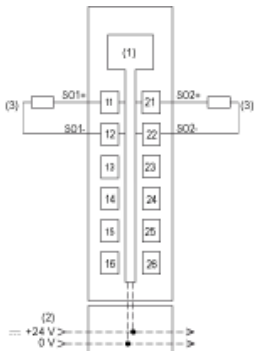
TM5 System Wiring Recommendations

Wire Sizes to Use with the Removable Spring Terminal Blocks

mm in.				
mm ²	0,08...2,5	0,25...2,5	0,25...1,5	2 x 0,25...2 x 0,75
AWG	28...14	24...14	24...16	2 x 24...2 x 18

Electronic Module 2DO 24 Vdc Tr 0.5 A 2 Wires

Wiring Diagram



- (1) Internal electronics
- (2) 24 Vdc I/O power segment integrated into the bus bases
- (3) Actuator 24 Vdc, max. 0.5A, residual current 1.0A