

ZB6DW5

Head for illuminated push button, Harmony XB6, yellow rectang flush pushbutton Ø 16
spring return 12...24 V



Main

| | |
|-------------------------------|----------------------------------|
| Range of product | Harmony XB6 |
| Product or component type | Head for illuminated push-button |
| Product compatibility | Integral LED |
| Device short name | ZB6 |
| Bezel material | Plastic |
| Mounting diameter | 16 mm |
| Sale per indivisible quantity | 1 |
| Shape of signaling unit head | Rectangular |
| Type of operator | Spring return |
| Operator profile | Yellow flush, unmarked |

Complementary

| | |
|--------------------|----------|
| CAD overall width | 24 mm |
| CAD overall height | 18 mm |
| CAD overall depth | 33 mm |
| Net weight | 0.016 kg |

Environment

| | |
|---------------------------------------|--|
| Protective treatment | TC |
| Ambient air temperature for storage | -40...70 °C |
| Ambient air temperature for operation | -25...70 °C |
| Electrical shock protection class | Class II conforming to IEC 61140 |
| IP degree of protection | IP65 conforming to IEC 60529 |
| NEMA degree of protection | NEMA 13 conforming to UL 50 NEMA 4 conforming to UL 50 NEMA 4X conforming to UL 50 NEMA 4 conforming to CSA C22.2 No 94 NEMA 4X conforming to CSA C22.2 No 94 NEMA 13 conforming to CSA C22.2 No 94 |
| Standards | EN/IEC 60947-5-1 CSA C22.2 No 14 EN/IEC 60947-1 EN/IEC 60947-5-5 JIS C8201-5-1 JIS C 852 UL 508 JIS C8201-1 |
| Product certifications | GOST CSA UL CCC |
| Vibration resistance | +/- 3 mm (f= 2...500 Hz) conforming to IEC 60068-2-6 5 gn (f= 2...500 Hz) conforming to IEC 60068-2-6 |
| Shock resistance | 30 gn (duration = 18 ms) for half sine wave acceleration conforming to IEC 60068-2-27 50 gn (duration = 11 ms) for half sine wave acceleration conforming to IEC 60068-2-27 |

Packing Units

| | |
|------------------------------|-------|
| Unit Type of Package 1 | PCE |
| Number of Units in Package 1 | 1 |
| Package 1 Weight | 8 g |
| Package 1 Height | 3 cm |
| Package 1 width | 7 cm |
| Package 1 Length | 7 cm |
| Unit Type of Package 2 | S01 |
| Number of Units in Package 2 | 80 |
| Package 2 Weight | 847 g |
| Package 2 Height | 15 cm |
| Package 2 width | 15 cm |
| Package 2 Length | 40 cm |

Offer Sustainability

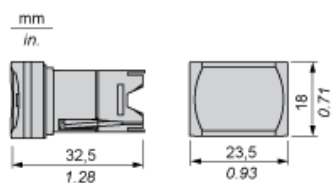
| | |
|----------------------------|--|
| Sustainable offer status | Green Premium product |
| REACH Regulation | REACH Declaration |
| REACH free of SVHC | Yes |
| EU RoHS Directive | Pro-active compliance (Product out of EU RoHS legal scope) EU RoHS Declaration |
| Toxic heavy metal free | Yes |
| Mercury free | Yes |
| RoHS exemption information | Yes |
| China RoHS Regulation | China RoHS Declaration |
| Environmental Disclosure | Product Environmental Profile |
| Circularity Profile | End Of Life Information |

Contractual warranty

| | |
|----------|-----------|
| Warranty | 18 months |
|----------|-----------|

Rectangular Head for Illuminated or Non Illuminated Pushbutton

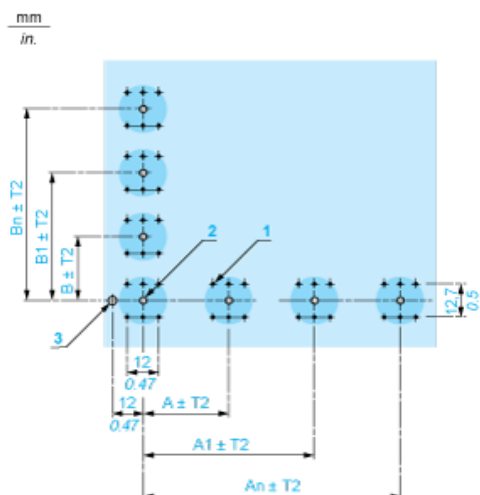
Dimensions



For Rectangular Head

Front Panel Cut-out (Viewed from Installer's Side)

Printed Circuit Board Drillings (Viewed from Electrical Block Side)



A 24 mm/0.94 in. minimum for rectangular heads, 18 mm/0.71 in. minimum for square or circular heads

B 18 mm/0.71 in. minimum

(1) 6 x Ø 1.1 mm / 6 x Ø 0.04 in. holes.

(2) 1 x Ø 2.6⁰_{-0.2} mm / 1 x Ø 0.10⁰_{-0.008} in. hole for locating pin, only when using socket adaptor ZB6Y010.

(3) 1 x Ø 3.2⁰_{-0.2} mm / 1 x Ø 0.13⁰_{-0.008} in. hole for fixing of printed circuit board onto the front panel using body bracket ZB6Y011.
This hole must be drilled on the left-hand side, when heads are positioned at the normal angle. Fit a body bracket ZB6Y011 every 72 mm/2.83 in. maximum for cut-outs on 24 mm/0.94 in. centres (rectangular heads) and 54 mm/2.13 in. maximum for cut-outs on 18 mm/0.71 in. centres (square or circular heads).

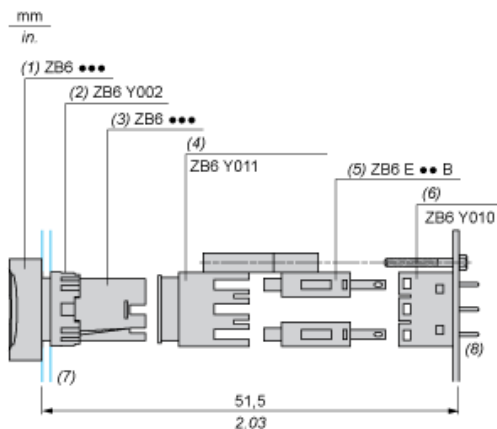
General tolerances of the panel and printed circuit board: T1, T2: T1 + T2 = 0.3 mm/0.01 in. maximum.

Installation precautions:

Thickness of printed circuit board: 1.6 mm/0.06 in. minimum.

Mounting with Body Bracket

With socket adaptor ZB6Y010



(1) Head

(2) Nut

(3) Body

(4) Body bracket

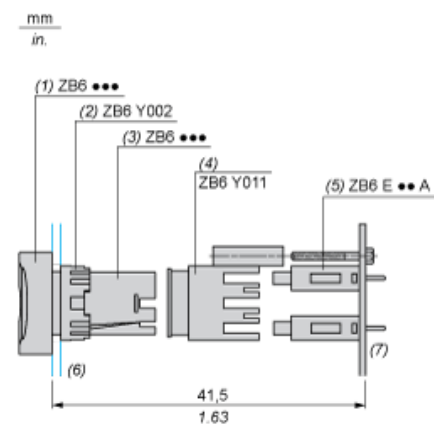
(5) Contact block

(6) Socket adaptor

(7) Panel

(8) Printed circuit

Direct mounting without socket adaptor ZB6Y010



- (1) Head
- (2) Nut
- (3) Body
- (4) Body bracket
- (5) Contact block
- (6) Panel
- (7) Printed circuit