

## XB5KS2B8

Harmony XB5, Illuminated buzzer, plastic, yellow, Ø22, continuous or intermittent tone, 24 V AC/DC



### Main

Range of product	Harmony XB5
Bezel material	Plastic
Product or component type	Annunciator
Mounting diameter	22 mm
Cap/operator or lens colour	Yellow

### Complementary

[Us] rated supply voltage	24 V +/- 10 %
Supply circuit type	AC/DC
Supply frequency	50/60 Hz
Current consumption	<= 58 mA
Signalling type	Continuous or intermittent tone
Resistance to high pressure washer	9000000 Pa at 80 °C, distance : 0.1 m
Height	29 mm
Width	29 mm
Depth	55 mm
Net weight	0.024 kg

### Environment

Noise level	90 dB at 6.8 kHz distance 0.1 m (+/- 10 %)
Protective treatment	TH
Ambient air temperature for storage	-40...70 °C
Ambient air temperature for operation	-40...70 °C
Overvoltage category	Class II conforming to IEC 60536
IP degree of protection	IP20 (rear face) conforming to IEC 60529 IP66 conforming to IEC 60529 IP67 IP69 IP69K
NEMA degree of protection	NEMA 4X NEMA 13
IK degree of protection	IK05 conforming to EN 50102 IK03 conforming to IEC 50102

Standards	IEC 60947-1 JIS C8201-5-1 UL 508 IEC 60947-5-1 IEC 60947-5-4 CSA C22.2 No 14 EN 60947-5-1 EN 60947-1 EN 60947-5-4 JIS C8201-1
Product certifications	UL listed CSA BV

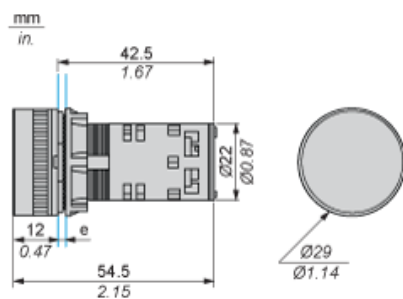
## Packing Units

Package 1 Weight	0.027 kg
Package 1 Height	0.340 dm
Package 1 width	0.330 dm
Package 1 Length	0.600 dm

## Offer Sustainability

Sustainable offer status	Green Premium product
REACH Regulation	<a href="#">REACH Declaration</a>
EU RoHS Directive	Pro-active compliance (Product out of EU RoHS legal scope) <a href="#">EU RoHS Declaration</a>
Mercury free	Yes
RoHS exemption information	<a href="#">Yes</a>
China RoHS Regulation	<a href="#">China RoHS Declaration</a>
Environmental Disclosure	<a href="#">Product Environmental Profile</a>
WEEE	The product must be disposed on European Union markets following specific waste collection and never end up in rubbish bins

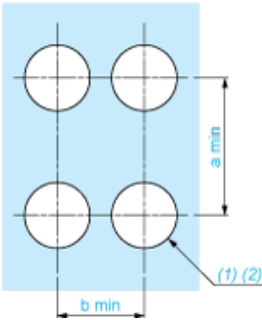
## Dimensions



e: Clamping thickness: 1 to 6 mm / 0.04 to 0.24 in.

Panel Cut-out for Buzzer

Connection by Screw Clamp Terminals



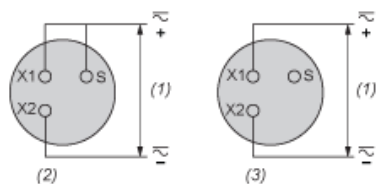
- (1) Diameter on finished panel or support
- (2) Ø22.5 mm recommended ( $\text{Ø}22.3 \text{ }_0^{+0.4}$ ) / Ø0.89 in. recommended ( $\text{Ø}0.88 \text{ in. }_0^{+0.016}$ )

Connections	a in mm	a in in.	b in mm	b in in.
By screw clamp terminals or plug-in connector	40	1.57	30	1.18

---

Cabling of Annunciators

---



- (1) Supply
- (2) Intermittent
- (3) Continuous