



Main

Range of product	Harmony XAC
Product or component type	Pendant control station
Device short name	XACA

Complementary






Control station type	Double insulated
Enclosure material	Polypropylene
Electrical circuit type	Control circuit
Enclosure type	Complete ready for use
Control station application	Control of 2-speed hoist motor
Control station composition	4 push-buttons + 1 emergency stop
Control button type	First push-button 1 NC + 2 NO raise, slow-fast Second push-button 1 NC + 2 NO lower, slow-fast Stop push-button Ø 40 mm 1 NC latching Fourth push-button 1 NC + 2 NO Third push-button 1 NC + 2 NO
Product compatibility	ZB2BE102 for emergency stop XENG1191 for each direction
Mechanical interlocking	With mechanical interlocking between pairs
Control station colour	Yellow
Connections - terminals	Screw clamp terminals, 1 x 0.5...1 x 2.5 mm ² without cable end Screw clamp terminals, 1 x 0.5...2 x 1.5 mm ² with cable end
Standards	EN/IEC 60204-32 EN/IEC 60947-5-1 CSA C22.2 No 14 UL 508
Product certifications	CCC GOST
Protective treatment	TH
Ambient air temperature for operation	-25...70 °C
Ambient air temperature for storage	-40...70 °C
Vibration resistance	15 gn (f= 10...500 Hz) conforming to IEC 60068-2-6
Shock resistance	100 gn conforming to IEC 60068-2-27
Overvoltage category	Class II conforming to IEC 61140
IP degree of protection	IP65 conforming to IEC 60529
IK degree of protection	IK08 conforming to EN 50102
Mechanical durability	1000000 cycles
Cable entry	Rubber sleeve with stepped entry 8...26 mm
Contact code designation	A600 AC-15, Ue = 240 V, Ie = 3 A conforming to IEC 60947-5-1 appendix A A600 AC-15, Ue = 600 V, Ie = 1.2 A conforming to IEC 60947-5-1 appendix A Q600 DC-13, Ue = 250 V, Ie = 0.27 A conforming to IEC 60947-5-1 appendix A Q600 DC-13, Ue = 600 V, Ie = 0.1 A conforming to IEC 60947-5-1 appendix A
[Ithe] conventional enclosed thermal current	10 A

[Ui] rated insulation voltage	600 V (pollution degree 3)
[Uimp] rated impulse withstand voltage	6 kV conforming to IEC 60947-1
Contact operation	Staggered Slow-break
Maximum resistance across terminals	25 MOhm
Operating force	18 N push-button 8 N emergency stop
Short-circuit protection	10 A fuse protection by cartridge fuse type gG
Rated operational power in W	40 W DC-13 for 1000000 cycles, operating rate <60 cyc/mn at 120 V, load factor = 0.5 (inductive load) conforming to IEC 60947-5-1 appendix C 48 W DC-13 for 1000000 cycles, operating rate <60 cyc/mn at 48 V, load factor = 0.5 (inductive load) conforming to IEC 60947-5-1 appendix C 65 W DC-13 for 1000000 cycles, operating rate <60 cyc/mn at 24 V, load factor = 0.5 (inductive load) conforming to IEC 60947-5-1 appendix C
Terminals description ISO n°1	(33-34)NO_CL (13-14)NO (21-22)NC
Terminals description ISO n°2	(11-12)NC
Terminal identifier	(13-14)NO (11-12)NC
Net weight	0.675 kg

Packing Units

Package 1 Weight	1.056 kg
Package 1 Height	0.850 dm
Package 1 width	0.870 dm
Package 1 Length	5.650 dm

Offer Sustainability

Sustainable offer status	Green Premium product
REACH Regulation	 REACH Declaration
REACH free of SVHC	Yes
EU RoHS Directive	Pro-active compliance (Product out of EU RoHS legal scope)  EU RoHS Declaration
Toxic heavy metal free	Yes
Mercury free	Yes
RoHS exemption information	 Yes
China RoHS Regulation	 China RoHS Declaration
Environmental Disclosure	 Product Environmental Profile
WEEE	The product must be disposed on European Union markets following specific waste collection and never end up in rubbish bins

Contractual warranty

Warranty	18 months
----------	-----------