



Main

Range of product	Harmony XAC
Product or component type	Pendant control station
Device short name	XACB

Complementary

Control station type	Double insulated
Enclosure material	Glass reinforced polyester
Electrical circuit type	Control circuit Power circuit
Enclosure type	Empty enclosure
Number of cut-out	12 cut-outs in 2 rows
Control station colour	Yellow
Cable entry	Rubber sleeve with stepped entry 22...35 mm
Guard rail	Without
Vertical operator cut-out centre	40 mm
Standards	EN/IEC 60947-5-1 CSA C22.2 No 14
Product certifications	CSA type 4
Protective treatment	TH
Ambient air temperature for operation	-25...70 °C
Ambient air temperature for storage	-40...70 °C
Vibration resistance	15 gn (f= 10...500 Hz) conforming to IEC 60068-2-6
Shock resistance	100 gn conforming to IEC 60068-2-27
Overvoltage category	Class II conforming to IEC 61140
IP degree of protection	IP65 conforming to IEC 60529
IK degree of protection	IK08 conforming to EN 50102
Mechanical durability	1000000 cycles
Net weight	1.66 kg

Packing Units

Unit Type of Package 1	PCE
Number of Units in Package 1	1
Package 1 Weight	1.81 kg
Package 1 Height	9.5 cm
Package 1 width	16 cm
Package 1 Length	66 cm
Unit Type of Package 2	P06
Number of Units in Package 2	15
Package 2 Weight	40.15 kg
Package 2 Height	80 cm

Package 2 width	80 cm
Package 2 Length	60 cm

Offer Sustainability

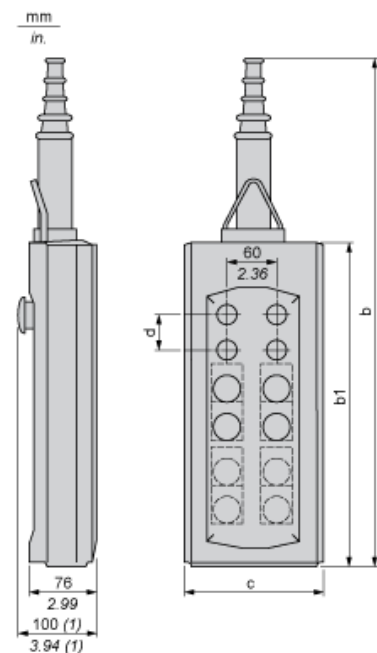
REACH Regulation	REACH Declaration
REACH free of SVHC	Yes
EU RoHS Directive	Pro-active compliance (Product out of EU RoHS legal scope) EU RoHS Declaration
Toxic heavy metal free	Yes
Mercury free	Yes
RoHS exemption information	Yes
China RoHS Regulation	China RoHS Declaration
WEEE	The product must be disposed on European Union markets following specific waste collection and never end up in rubbish bins

Contractual warranty

Warranty	18 months
----------	-----------

Dimensions

Below drawing shows a product with 12 cut-outs. Select the number of cut-outs according to the product characteristics in order to get b, b1 and c dimensions.



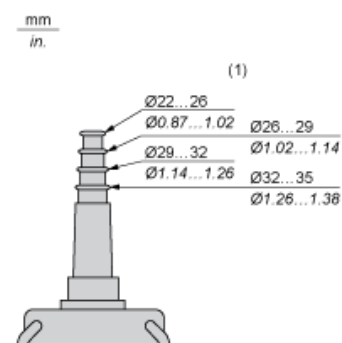
Dimensions in mm

Number of cut-outs	2	4	6	8	12
b	409	499	589	679	593
b1	220	310	400	490	404
c	98	98	98	98	158
d	40	40	40	40	40

Dimensions in in.

Number of cut-outs	2	4	6	8	12
b	16.10	19.64	23.19	26.73	23.35
b1	8.66	12.20	15.75	19.29	15.90
c	3.86	3.86	3.86	3.86	6.22
d	1.57	1.57	1.57	1.57	1.57

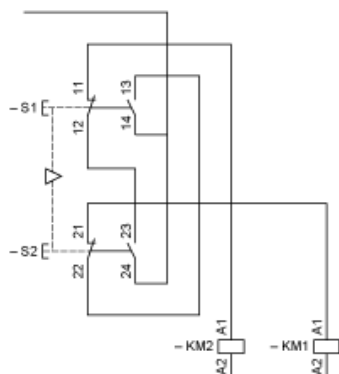
Protective cable sleeves



(1) Internal Ø

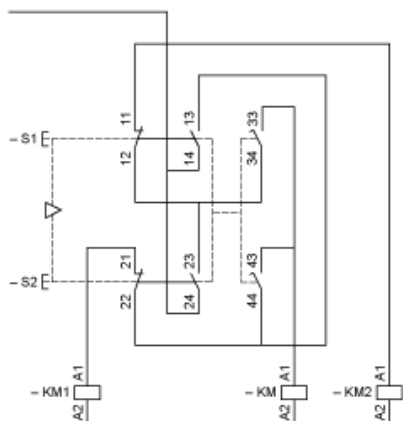
Control of Single-Speed Reversing Motor

With XESD1181 contact block, to be ordered separately



Control of 2-Speed Reversing Motor

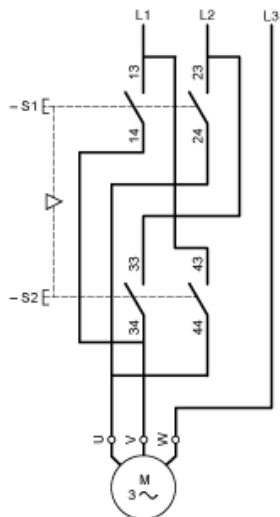
With XESD1281 contact block, to be ordered separately



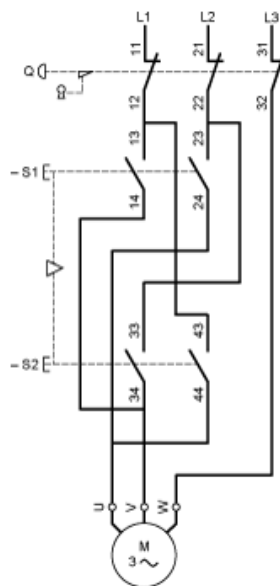
KM High speed contactor

Control of Single-Speed Reversing Motor 2-Phase Switching

With XESD1191 contact block, to be ordered separately

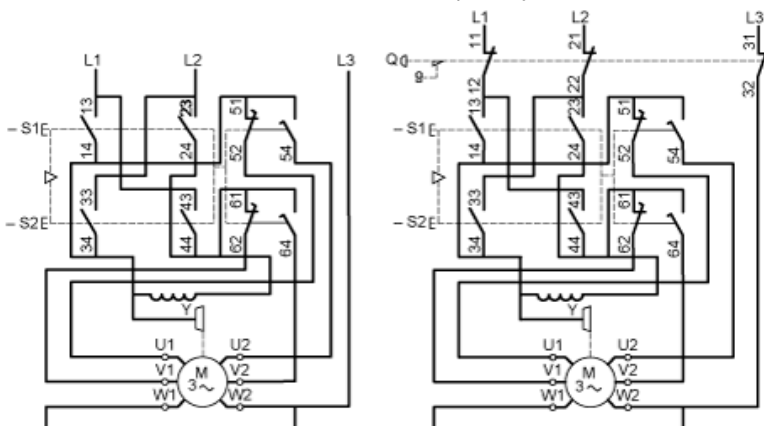


Combined with 3-pole isolating block XACS399 or XACS3991, shown in the unoperated position (pendant station “supplied”), fitted with key release trigger action latching Emergency stop operator.



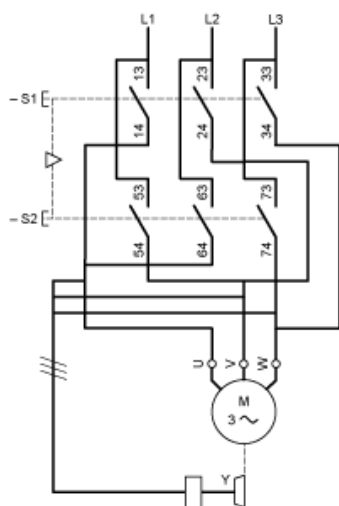
Control of 2-Speed Reversing Motor 2-Phase Switching

With XESD1291 contact block, to be ordered separately



Control of Single-Speed Reversing Motor 3-Phase switching, Reversing by 2-Phase Inversion

With XESD2201 contact block, to be ordered separately



Control of Single-Speed Reversing Motor 3-Phase switching, Reversing by 2-Phase Inversion

With XESD2241 contact block, to be ordered separately

