

Main

Range	Prisma
Product type	Cable entry membrane
Accessory / separate part type	Insulation accessories
Device application	Cable installation
Quantity per set	Set of 50







Complementary

Depth	4 mm
Diameter	22 mm

Packing Units

Unit Type of Package 1	PCE
Number of Units in Package 1	1
Package 1 Weight	140 g
Package 1 Height	4 cm
Package 1 width	12 cm
Package 1 Length	20 cm
Unit Type of Package 2	S02
Number of Units in Package 2	10
Package 2 Weight	1.86 kg
Package 2 Height	15 cm
Package 2 width	30 cm
Package 2 Length	40 cm
Unit Type of Package 3	P12
Number of Units in Package 3	50
Package 3 Weight	9.3 kg
Package 3 Height	30 cm
Package 3 width	80 cm
Package 3 Length	120 cm

Offer Sustainability

Sustainable offer status	Green Premium product
REACH Regulation	 REACH Declaration
EU RoHS Directive	Pro-active compliance (Product out of EU RoHS legal scope)  EU RoHS Declaration
Mercury free	Yes
RoHS exemption information	 Yes
China RoHS Regulation	 China RoHS Declaration
Environmental Disclosure	 Product Environmental Profile
Circularity Profile	 End Of Life Information