

Main

Range	Masterpact
Product or component type	Chassis
Type of accessory	Mounting accessory
Product compatibility	Masterpact MTZ1 06-10 L1 Masterpact MTZ1 16 H1 Masterpact MTZ1 16 H2 Masterpact MTZ1 16 HA Masterpact MTZ1 16 H3 Masterpact MTZ1 16 NA
Poles description	3P
Performance level	L H2T H1 H2 HA H NA LB H3 N L1







Complementary

Mounting mode	Drawout
[In] rated current	1600 A at 40 °C
Height	Chassis alone: 322 mm Drawout circuit breaker with chassis: 259.5 mm
Width	Chassis alone: 288 mm Drawout circuit breaker with chassis: 236.5 mm
Depth	Chassis alone: 266 mm Drawout circuit breaker with chassis: 207.5 mm

Packing Units

Unit Type of Package 1	PCE
Number of Units in Package 1	1
Package 1 Weight	21.959 kg
Package 1 Height	54 cm
Package 1 width	38 cm
Package 1 Length	38 cm

Offer Sustainability

Sustainable offer status	Green Premium product
REACH Regulation	 REACH Declaration
EU RoHS Directive	Compliant  EU RoHS Declaration
Mercury free	Yes
RoHS exemption information	 Yes
China RoHS Regulation	 China RoHS Declaration
Environmental Disclosure	 Product Environmental Profile
Circularity Profile	 End Of Life Information