

Main

Range	Masterpact
Product or component type	Chassis
Type of accessory	Mounting accessory
Product compatibility	Masterpact MTZ1 06-10 L1 Masterpact MTZ1 16 H1 Masterpact MTZ1 16 H2 Masterpact MTZ1 16 H2T Masterpact MTZ1 16 HA
Poles description	4P
Performance level	H3 H2 L1 L NA HA N LB H1 H H2T







Complementary

Mounting mode	Drawout
[In] rated current	1600 A at 40 °C
Height	Chassis alone: 322 mm Drawout circuit breaker with chassis: 301 mm
Width	Chassis alone: 358 mm Drawout circuit breaker with chassis: 346 mm
Depth	Chassis alone: 266 mm Drawout circuit breaker with chassis: 209 mm

Packing Units

Unit Type of Package 1	PCE
Number of Units in Package 1	1
Package 1 Weight	25.589 kg
Package 1 Height	54 cm
Package 1 width	40 cm
Package 1 Length	38 cm

Offer Sustainability

Sustainable offer status	Green Premium product
REACH Regulation	 REACH Declaration
EU RoHS Directive	Compliant  EU RoHS Declaration
Mercury free	Yes
RoHS exemption information	 Yes
China RoHS Regulation	 China RoHS Declaration
Environmental Disclosure	 Product Environmental Profile
Circularity Profile	 End Of Life Information