



Main

Device application	Control Distribution
Range	Acti 9
Product name	Reflex iC60
Device short name	Reflex iC60H
Product or component type	Integrated control circuit breaker
Poles description	3P
Number of protected poles	3
Network type	AC
Trip unit technology	Thermal-magnetic
Curve code	D

Complementary

[In] rated current	16 A
Network frequency	50/60 Hz
Breaking capacity code	H
Breaking capacity	30 kA Icu at 220...240 V AC 50/60 Hz conforming to EN/IEC 60947-2 15 kA Icu at 380...415 V AC 50/60 Hz conforming to EN/IEC 60947-2
[Ui] rated insulation voltage	500 V AC
Contact position indicator	Yes
Control type	Remote control by continuous command Toggle Remote control by pulse ON/OFF button
Control signal type	Maintained Maintained very low voltage Impulse
Local signalling	Red LED: fault Flashing LED: device ready Flashing LED: device overheat Flashing LED: device tripped Green LED: device ON
[Uc] control circuit voltage	230 V AC 50/60 Hz 24 V AC 50/60 Hz 48 V AC 50/60 Hz 24 V DC 48 V DC
[Us] rated supply voltage	230 V AC at 50/60 Hz
Mounting mode	Fixed
Mounting support	35 mm symmetrical DIN rail
9 mm pitches	11
Height	84 mm
Width	99 mm
Depth	77 mm
Colour	White
Mechanical durability	50000 cycles
Electrical durability	AC-1: 50000 cycles AC 50 Hz
Provision for padlocking	Padlockable
Locking options description	Padlock in OFF position

The information provided in this documentation contains general descriptions and/or technical characteristics of the performance of the products contained herein. This documentation is not intended as a substitute for and is not to be used for determining suitability or reliability of these products for specific user applications. It is the duty of any such user or integrator to perform the appropriate and complete risk analysis, evaluation and testing of the products with respect to the relevant specific application or use thereof. Neither Schneider Electric Industries SAS nor any of its affiliates or subsidiaries shall be responsible or liable for misuse of the information contained herein.

Earth-leakage protection	Separate block
Product compatibility	With PLC







Environment

IP degree of protection	IP20 conforming to IEC 60529
Pollution degree	3
Tropicalisation	2
Relative humidity	93 % at 40 °C

Packing Units

Unit Type of Package 1	PCE
Number of Units in Package 1	1
Package 1 Weight	690 g
Package 1 Height	9 cm
Package 1 width	11 cm
Package 1 Length	16.7 cm
Unit Type of Package 2	S03
Number of Units in Package 2	14
Package 2 Weight	10.147 kg
Package 2 Height	30 cm
Package 2 width	30 cm
Package 2 Length	40 cm

Offer Sustainability

Sustainable offer status	Green Premium product
REACH Regulation	 REACH Declaration
EU RoHS Directive	Compliant  EU RoHS Declaration
Mercury free	Yes
RoHS exemption information	 Yes
China RoHS Regulation	 China RoHS Declaration
Environmental Disclosure	 Product Environmental Profile
Circularity Profile	 End Of Life Information
WEEE	The product must be disposed on European Union markets following specific waste collection and never end up in rubbish bins
Halogen content performance	Halogen free plastic parts product

Contractual warranty

Warranty	18 months
----------	-----------