



Main

Range	TeSys
Product or component type	Contactor
Product name	TeSys K
Device short name	LC1K
Device application	Control
Contactor application	Resistive load Motor control

Complementary

Utilisation category	AC-1 AC-4 AC-3
Poles description	3P
Power pole contact composition	3 NO
[Ue] rated operational voltage	Power circuit: 690 V AC 50/60 Hz Signalling circuit: \leq 690 V AC 50/60 Hz
[Ie] rated operational current	20 A (at $\leq 50^\circ\text{C}$) at ≤ 440 V AC AC-1 for power circuit 12 A at ≤ 440 V AC AC-3 for power circuit 16 A (at $\leq 70^\circ\text{C}$) at 690 V AC AC-1 for power circuit
Control circuit type	AC at 50/60 Hz
[Uc] control circuit voltage	400 V AC 50/60 Hz
Motor power kW	4 kW at 480 V AC 50/60 Hz AC-3 4 kW at 500...600 V AC 50/60 Hz AC-3 4 kW at 660...690 V AC 50/60 Hz AC-3 2.2 kW at 400 V AC 50/60 Hz AC-4 3 kW at 220...230 V AC 50/60 Hz AC-3 5.5 kW at 380...415 V AC 50/60 Hz AC-3 5.5 kW at 440 V AC 50/60 Hz AC-3
Auxiliary contact composition	1 NO
[Uimp] rated impulse withstand voltage	8 kV
Overvoltage category	III
[Ith] conventional free air thermal current	20 A (at 50°C) for power circuit 10 A (at 50°C) for signalling circuit
Irms rated making capacity	110 A AC for signalling circuit conforming to IEC 60947 144 A AC for power circuit conforming to NF C 63-110 144 A AC for power circuit conforming to IEC 60947
Rated breaking capacity	110 A at 440 V conforming to IEC 60947 80 A at 500 V conforming to IEC 60947 70 A at 660...690 V conforming to IEC 60947
[Icw] rated short-time withstand current	115 A 50°C - 1 s for power circuit 105 A 50°C - 5 s for power circuit 100 A 50°C - 10 s for power circuit 75 A 50°C - 30 s for power circuit 55 A 50°C - 1 min for power circuit 50 A 50°C - 3 min for power circuit 80 A - 1 s for signalling circuit 90 A - 500 ms for signalling circuit 110 A - 100 ms for signalling circuit 25 A 50°C - ≥ 15 min for power circuit

Associated fuse rating	25 A gG at ≤ 440 V for power circuit 25 A aM for power circuit 10 A gG for signalling circuit conforming to IEC 60947 10 A gG for signalling circuit conforming to VDE 0660
Average impedance	3 mOhm - lth 20 A 50 Hz for power circuit
[Ui] rated insulation voltage	Power circuit: 600 V conforming to UL 508 Power circuit: 690 V conforming to IEC 60947-4-1 Signalling circuit: 690 V conforming to IEC 60947-4-1 Signalling circuit: 690 V conforming to IEC 60947-5-1 Signalling circuit: 600 V conforming to UL 508 Power circuit: 600 V conforming to CSA C22.2 No 14 Signalling circuit: 600 V conforming to CSA C22.2 No 14
Insulation resistance	> 10 MOhm for signalling circuit
Inrush power in VA	30 VA (at 20 °C)
Hold-in power consumption in VA	4.5 VA (at 20 °C)
Heat dissipation	1.3 W
Control circuit voltage limits	Operational: 0.8...1.15 U _c (at <50 °C) Drop-out: 0.2...0.75 U _c (at <50 °C)
Connections - terminals	Screw clamp terminals 1 cable(s) 1.5...4 mm ² solid Screw clamp terminals 1 cable(s) 0.75...4 mm ² flexible without cable end Screw clamp terminals 1 cable(s) 0.34...2.5 mm ² flexible with cable end Screw clamp terminals 2 cable(s) 1.5...4 mm ² solid Screw clamp terminals 2 cable(s) 0.75...4 mm ² flexible without cable end Screw clamp terminals 2 cable(s) 0.34...1.5 mm ² flexible with cable end
Maximum operating rate	3600 cyc/h
Auxiliary contacts type	Type instantaneous 1 NO
Signalling circuit frequency	≤ 400 Hz
Minimum switching current	5 mA for signalling circuit
Minimum switching voltage	17 V for signalling circuit
Mounting support	Plate Rail
Tightening torque	1.3 N.M - on screw clamp terminals - with screwdriver Philips No 2 1.3 N.m - on screw clamp terminals - with screwdriver flat Ø 6 mm
Operating time	10...20 ms coil de-energisation and NO opening 10...20 ms coil energisation and NO closing
Safety reliability level	B10d = 1369863 cycles contactor with nominal load conforming to EN/ISO 13849-1 B10d = 20000000 cycles contactor with mechanical load conforming to EN/ISO 13849-1
Non overlap distance	0.5 mm
Mechanical durability	10 Mcycles
Electrical durability	0.3 Mcycles 20 A AC-1 at U _e ≤ 440 V 1.3 Mcycles 12 A AC-3 at U _e ≤ 440 V
Mechanical robustness	Shocks contactor closed, on X axis: 10 Gn for 11 ms conforming to IEC 60068-2-27 Shocks contactor closed, on Y axis: 15 Gn for 11 ms conforming to IEC 60068-2-27 Shocks contactor closed, on Z axis: 15 Gn for 11 ms conforming to IEC 60068-2-27 Shocks contactor opened, on X axis: 6 Gn for 11 ms conforming to IEC 60068-2-27 Shocks contactor opened, on Y axis: 10 Gn for 11 ms conforming to IEC 60068-2-27 Shocks contactor opened, on Z axis: 10 Gn for 11 ms conforming to IEC 60068-2-27 Vibrations contactor closed: 4 Gn, 5...300 Hz conforming to IEC 60068-2-6 Vibrations contactor opened: 2 Gn, 5...300 Hz conforming to IEC 60068-2-6
Height	58 mm
Width	45 mm
Depth	57 mm
Net weight	0.18 kg







Environment

Standards	BS 5424 IEC 60947 NF C 63-110 VDE 0660
Product certifications	CSA UL
IP degree of protection	IP2x conforming to VDE 0106
Protective treatment	TC conforming to IEC 60068 TC conforming to DIN 50016
Ambient air temperature for storage	-50...80 °C
Operating altitude	2000 m without derating
Flame retardance	V1 conforming to UL 94 Requirement 2 conforming to NF F 16-101 Requirement 2 conforming to NF F 16-102

Packing Units

Unit Type of Package 1	PCE
Number of Units in Package 1	1
Package 1 Weight	177 g
Package 1 Height	4.8 cm
Package 1 width	6.2 cm
Package 1 Length	6.5 cm
Unit Type of Package 2	S02
Number of Units in Package 2	50
Package 2 Weight	9.268 kg
Package 2 Height	15 cm
Package 2 width	30 cm
Package 2 Length	40 cm

Offer Sustainability

Sustainable offer status	Green Premium product
REACH Regulation	 REACH Declaration
REACH free of SVHC	Yes
EU RoHS Directive	Compliant  EU RoHS Declaration
Toxic heavy metal free	Yes
Mercury free	Yes
RoHS exemption information	 Yes
China RoHS Regulation	 China RoHS Declaration
Environmental Disclosure	 Product Environmental Profile
Circularity Profile	 End Of Life Information
WEEE	The product must be disposed on European Union markets following specific waste collection and never end up in rubbish bins

Contractual warranty

Warranty	18 months
----------	-----------