



### Main

Range of product	TeSys K
Range	TeSys
Product or component type	Contactor
Device short name	LP1K
Contactor application	Resistive load
Utilisation category	AC-1
Poles description	4P
Pole contact composition	2 NO + 2 NC
[Ie] rated operational current	20 A (at ≤50 °C) at ≤ 440 V AC AC-1 for power circuit 16 A (at <70 °C) at 690 V AC AC-1 for power circuit

### Complementary

Control circuit voltage limits	Operational: 0.8...1.15 U <sub>c</sub> (at ≤50 °C) Drop-out: 0.1...0.75 U <sub>c</sub> (at ≤50 °C)
[U <sub>i</sub> ] rated insulation voltage	Power circuit: 600 V conforming to UL 508 Power circuit: 690 V conforming to IEC 60947-4-1 Power circuit: 600 V conforming to CSA C22.2 No 14
[U <sub>imp</sub> ] rated impulse withstand voltage	8 kV
Overvoltage category	III
Mounting support	Rail Plate
Flame retardance	V1 conforming to UL 94 Requirement 2 conforming to NF F 16-101 Requirement 2 conforming to NF F 16-102
Tightening torque	1.3 N.M - on screw clamp terminals - with screwdriver Philips No 2 1.3 N.m - on screw clamp terminals - with screwdriver flat Ø 6 mm
[U <sub>e</sub> ] rated operational voltage	Power circuit: 690 V AC 50/60 Hz
[I <sub>th</sub> ] conventional free air thermal current	20 A (at 50 °C) for power circuit
I <sub>rms</sub> rated making capacity	110 A AC for power circuit conforming to NF C 63-110 110 A AC for power circuit conforming to IEC 60947
Rated breaking capacity	110 A at 415 V conforming to IEC 60947 110 A at 440 V conforming to IEC 60947 80 A at 500 V conforming to IEC 60947 110 A at 220...230 V conforming to IEC 60947 110 A at 380...400 V conforming to IEC 60947 70 A at 660...690 V conforming to IEC 60947
Associated fuse rating	25 A gG at ≤ 440 V for power circuit 25 A aM for power circuit
Average impedance	3 mOhm - I <sub>th</sub> 20 A 50 Hz for power circuit
Inrush power in W	3 W (at 20 °C)
Hold-in power consumption in W	3 W at 20 °C
Operating time	30...40 ms coil energisation and NO closing 10 ms coil de-energisation and NO opening 25...35 ms coil energisation and NC opening 15 ms coil de-energisation and NC closing
Safety reliability level	B10d = 1369863 cycles contactor with nominal load conforming to EN/ISO 13849-1 B10d = 20000000 cycles contactor with mechanical load conforming to EN/ISO 13849-1
Mechanical durability	10 Mcycles

Maximum operating rate	3600 cyc/h
Height	58 mm
Width	45 mm
Depth	57 mm
Net weight	0.225 kg







## Environment

Product certifications	CSA UL
Ambient air temperature for operation	-25...50 °C
Ambient air temperature for storage	-50...80 °C
Operating altitude	2000 m without derating

## Packing Units

Unit Type of Package 1	PCE
Number of Units in Package 1	1
Package 1 Weight	220 g
Package 1 Height	5 cm
Package 1 width	6.2 cm
Package 1 Length	6.5 cm
Unit Type of Package 2	S02
Number of Units in Package 2	40
Package 2 Weight	9.234 kg
Package 2 Height	15 cm
Package 2 width	30 cm
Package 2 Length	40 cm

## Offer Sustainability

Sustainable offer status	Green Premium product
REACH Regulation	<a href="#"> REACH Declaration</a>
REACH free of SVHC	Yes
EU RoHS Directive	Compliant <a href="#"> EU RoHS Declaration</a>
Toxic heavy metal free	Yes
Mercury free	Yes
RoHS exemption information	<a href="#"> Yes</a>
China RoHS Regulation	<a href="#"> China RoHS Declaration</a>
Environmental Disclosure	<a href="#"> Product Environmental Profile</a>
Circularity Profile	<a href="#"> End Of Life Information</a>
WEEE	The product must be disposed on European Union markets following specific waste collection and never end up in rubbish bins

## Contractual warranty

Warranty	18 months
----------	-----------